

# AT Commands Reference Guide

4G Series

Version: V1.8.1

Release Date: 2024/2/2

# Services & Supports

If you have comments, questions, or ideas regarding the products, or any that are not answered by querying the manual, please contact us in the following ways.

**Web:** [onemo10086.com](http://onemo10086.com)

**Email:** [SmartModule@cmiot.chinamobile.com](mailto:SmartModule@cmiot.chinamobile.com)

**Hotline:** 400-110-0866



中国移动  
China Mobile

OneMO-1201

# Statement

## Notice

Some features and functions of the product and its accessories described in this manual depend on the designs and performances of your local network or the software you installed. Some features and functionality may not be available due to local network operators or ISPs, or due to local network settings, or if your installed software does not support it. Therefore, the descriptions in this manual may not correspond exactly to the products you purchased or their accessories.

## Limitation of Liability

The contents of this manual are provided "as is" and shall not provide any express or implied warranties, with respect to the contents of this manual, except as may be required by applicable law, including but not limited to the merchantability or fitness for a particular specific purpose of the guarantee.

To the extent permitted by applicable law, China Mobile IoT Co., Ltd. shall in no event be liable for any special, indirect, incidental or consequential damages arising from the use of the contents of this manual and the products described in this manual of any damages, nor will any profit, loss of data, goodwill or expected savings be compensated.

The maximum liability (this limitation shall not apply to liability for personal injury to the extent applicable law prohibits such a limitation) of China Mobile IoT arising from the use of the product described in this manual shall be limited to the amount paid by customers for the purchase of this product.

China Mobile IoT Co., Ltd. reserves the right to modify any information in this manual, without prior notice and does not assume any responsibility.

## Trademark



is the registered trademark of China Mobile.

Other trademarks, product names, service names, and company names that appear in this manual and in the products that are described in this manual are the property of their respective owners.

## Import and Export Regulations

To export, re-export or import the products (including but not limited to the software and technical data in the products) described in this manual, customers shall comply with applicable import and export control laws and regulations.

## Privacy Protection

To understand how we protect your personal information, please read our privacy policy.

---

## Operating System Upgrade

The operating system only supports the official upgrade. Users are responsible for the security risks and losses caused by installing unofficial system by themselves.

## Firmware Integrity Risk

The firmware only supports the official upgrade. Users are responsible for the security risks and losses caused by installing unofficial firmware by themselves.

## Copyright © China Mobile IoT Co., Ltd. All Rights Reserved.

No part of this manual may be reproduced, copied, or transmitted in any form or by any means without prior written consent of China Mobile IoT Co., Ltd.

The products described in this manual may contain software copyrighted by China Mobile IoT Co., Ltd., and its potential licensors. No one may in any manner reproduce, distribute, modify, decompile, disassemble, decrypt, extract, reverse engineer, lease, assign, or sublicense the said software, unless such restrictions are prohibited by applicable laws or such actions are approved by respective copyright holders.



中国移动  
China Mobile

OneMO-1207

# About the Document

## Revision History

Version	Summary of Change
V1.0.0	Initial release
V1.1.0	Added ML307A related information.
V1.2.0	Added ML302A related information.
V1.3.0	Added ML305U related information.
V1.4.0	Added ML305A related information.
V1.4.1	Added ML307A-DL related information.
V1.5.0	Added ML305A-DL related information; Modified supported/unsupported commands.
V1.6.0	Added ML305M related information.
V1.7.0	Added ML307R related information; Modified supported/unsupported commands.
V1.7.1	Modified supported parameters of the defined value of <chset> in chapter 3.21.
V1.8.0	Added ML307G related information.
V1.8.1	Modified supported sub model information in chapter 5.4.

# Table of Contents

Services & Supports.....	ii
Statement.....	iii
About the Document.....	v
1. Introduction.....	9
1.1. Applicable model.....	9
2. AT Command Overview.....	10
2.1. AT Command Syntax.....	11
2.2. AT Command Response.....	12
3. General Commands.....	13
3.1. ATE Set command echo mode.....	14
3.2. ATS3 Set command line termination character.....	15
3.3. ATS4 Set response formatting character.....	16
3.4. ATS5 Command line editing character.....	17
3.5. +++ Escape from data mode.....	18
3.6. AT&F Set all current parameters to manufacturer defaults.....	19
3.7. ATV Set result code format mode.....	20
3.8. ATQ Set result code presentation mode.....	21
3.9. ATZ Set current parameters to user defined profile.....	22
3.10. ATX Set connect result code format and call monitoring.....	23
3.11. ATI Display product identification information.....	24
3.12. AT+GMI Request manufacturer identification.....	25
3.13. AT+CGMI Request manufacturer identification.....	26
3.14. AT+GMM Request model identification.....	27
3.15. AT+CGMM Request model identification.....	28
3.16. AT+GMR Request revision identification.....	29
3.17. AT+CGMR Request revision identification.....	30
3.18. AT+GSN Request product serial number identification.....	31
3.19. AT+CGSN Request product serial number identification.....	33
3.20. AT+IPR Set fixed DTE rate.....	35
3.21. AT+CSCS Set TE character set.....	36
4. Call Control Commands.....	38
4.1. ATSO Automatic answer.....	39
4.2. ATA Answer incoming call.....	40
4.3. ATD Mobile originated call to dial a number.....	41
4.4. ATH Disconnect existing connection.....	43
4.5. AT+CHUP Hang up call.....	44
4.6. AT+CEER Extended error report.....	45
4.7. AT+CRC Cellular result codes and ring.....	46
5. Network Service Commands.....	47
5.1. AT+CREG Network registration.....	48
5.2. AT+COPS Operator Selection.....	51
5.3. AT+CLCK Facility lock.....	55

5.4. AT+CHLD Call related supplementary services.....	57
5.5. AT+CLCC List current calls of ME.....	59
5.6. AT+CPOL Preferred operator list.....	62
5.7. AT+CPLS Selection of preferred PLMN list.....	65
5.8. AT+COPN Read operator names.....	67
6. ME Control and Status Commands.....	68
6.1. AT+CPAS Mobile equipment activity status.....	69
6.2. AT+CFUN Set phone functionality.....	71
6.3. AT+CSQ Signal quality.....	73
6.4. AT+CESQ Extended signal quality.....	74
6.5. AT+CCLK Real time clock.....	78
6.6. AT+CLAC List all available AT commands.....	79
6.7. AT+CTZU Automatic time zone update.....	80
6.8. AT+CTZR Time zone report.....	81
7. Packet Domain Commands.....	83
7.1. AT+CGDCONT Define PDP context.....	84
7.2. AT+CGTFT Traffic flow template.....	90
7.3. AT+CGATT Attachment or detachment of PS.....	93
7.4. AT+CGACT Activate or deactivate PDP context.....	94
7.5. AT+CGPADDR Show PDP address.....	96
7.6. AT+CGCLASS GPRS mobile station class.....	98
7.7. AT+CGEREP Packet domain event reporting.....	100
7.8. AT+CGREG Network registration status.....	102
7.9. AT+CEREG EPS network registration status.....	106
7.10. AT+CGCONTRDP PDP context read dynamic.....	111
7.11. AT+CGEQOS Defined EPS quality of service.....	116
7.12. AT+CGEQOSRDP EPS quality of service read dynamic parameters.....	118
7.13. AT+CEMODE UE modes of operation for EPS.....	120
7.14. AT+CGDEL Delete non-active PDP contexts.....	121
7.15. AT+CGAUTH Define PDP context authentication parameters.....	122
8. SIM Related Commands.....	124
8.1. AT+CPIN PIN authentication.....	125
8.2. AT+CPWD Change password.....	127
8.3. AT+CSIM Generic SIM access.....	128
8.4. AT+CRSM Restricted SIM access.....	129
8.5. AT+CNUM Subscriber number.....	131
8.6. AT+CIMI Request international mobile subscriber identity.....	135
8.7. AT+CCHO Open UICC logical channel.....	136
8.8. AT+CCHC Close UICC logical channel.....	137
8.9. AT+CGLA Generic UICC logical channel access.....	138
9. SMS Related Commands.....	139
9.1. AT+CSMS Select message service.....	140
9.2. AT+CMGF Select SMS message format.....	142
9.3. AT+CSMP Set SMS text mode parameters.....	143
9.4. AT+CSCA Service center address.....	145
9.5. AT+CSDH Show SMS text mode parameters.....	146
9.6. AT+CNMI SMS event reporting configuration.....	147

---

9.7. AT+CMGR Read message.....	150
9.8. AT+CMGC Send command.....	151
9.9. AT+CMGL List messages.....	152
9.10. AT+CMGD Delete message.....	154
9.11. AT+CMGW Write message to memory.....	156
9.12. AT+CMGS Send message.....	158
9.13. AT+CMSS Send message from storage.....	160
9.14. +CMT/+CMTI Indication new short message (For SMS).....	162
9.15. +CDS/+CDSI Indicates SMS status report has been received.....	164
9.16. AT+CPMS Preferred SMS message storage.....	166
9.17. AT+CMMS Set SMS concat.....	168
10. ME Error Codes Related Commands.....	170
10.1. AT+CMEE Error message format.....	171
10.2. +CME ERROR ME Error code reporting.....	172
10.3. +CMS ERROR ME Error code reporting.....	189



中国移动  
China Mobile

OneMO 1201

# 1. Introduction

## 1.1. Applicable model

Table 1. Applicable modules

Module Series	Sub Model
ML302A	ML302A-DCLM/ML302A-DSLM/ML302A-GCLM/ML302A-GSLM
ML305A	ML305A-DC/ML305A-DS/ML305A-DL
ML307A	ML307A-DCLN/ML307A-DSLN/ML307A-GCLN/ML307A-GSLN/ML307A-DL
ML302S	ML302S-DNLM
ML307S	ML307S-DNLM
ML305U	ML305U-DBLN
ML305M	ML305M-DSLM
ML307R	ML307R-DL/ML307R-DC
ML307G	ML307G-DL

## 2. AT Command Overview

This chapter mainly introduces AT command definition and its syntax format.

AT command is a string that sent in a specific format from TE (Terminal Equipment) or DTE (Data Terminal Equipment) to TA (Terminal Adaptor) or DCE (Data Circuit Terminal Equipment) .TE uses TA to send AT command to control the functions of MS (Mobile Station) and interact with network services. Through AT command, users can control phone calls, short messages, phonebooks, data services, supplementary services, and faxes etc.



## 2.1. AT Command Syntax

AT command must start with "AT" or "at" , and end with a carriage return <CR>; the command is followed by a response with the structure "<CR><LF>response<CR><LF>". For readability, <CR><LF>are often omitted with only the response contents being displayed.

The AT command implemented by China Mobile IoT module includes 3GPP TS 27.005, 3GPP TS 27.007, ITU-TV.25ter standard command set and China Mobile IoT customized extended command set.

According to the syntax structure, AT command can be classified into three types: basic syntax, S parameter syntax and extended syntax.

### Basic Syntax

The command format of basic syntax is "AT<x><n>" or "AT&<x><n>", where "<x>" is the command, and "<n>" the command parameter.

For example, the command "ATE<n>". This command determines whether DCE needs to feed back the received characters to DTE according to the value of "<n>". "<n>" is optional, and the default value is used if the value is not included.

### S Parameter Syntax

The command format of S parameter syntax is "ATS<n>=<m>", where "<n>" is the index setting of S register, and "<m>" the setting value.

### Extended Syntax

This type of AT command has multiple operation modes.

Table 2. AT Command and Response Type

Type	Command	Response Description
Test Command	AT+<CMD>=?	Return parameter list and parameter value range
Read Command	AT+<CMD>?	Return the current value of the parameter
Set Command	AT+<CMD>=<p1>[,<p2>[,<p3>[...]]]	Set the parameter value
Execute Command	AT+<CMD>	Perform specific operation

Please note:

- <...> It is the parameter that writes in the angle brackets, and the angle brackets are not included in the actual input;
- [...] It is the optional parameter that writes in the square brackets.

## 2.2. AT Command Response

Table 3. AT Command Response Type

Response	Response Description
ERROR	AT command format error or other errors
+CME ERROR: <err> or +CMS ERROR: <err> or +CIS ERROR: <err>	The extended error report (+CMEE) is enabled, where <err> represents the error code or detailed error information
OK	AT command executed successfully

**Note:** In the AT command response result, there is a space after the colon ":" to separate the response header and the parameter list.

**Note:** The error response in the manual description is represented by +CME ERROR: <err> or +CMS ERROR: <err> or +CIS ERROR: <err>. The actual returns refer to the AT+CMEE command.

---

## 3. General Commands

This chapter describes in detail the AT commands and command formats related to version information, DTE configuration, etc.



### 3.1. ATE Set command echo mode

This setting determines whether the TA echoes characters received from TE during command state.

ATE	
Syntax	Possible Returns
	If succeed
Set Command	OK
<b>ATE[&lt;value&gt;]</b>	If fail
	+CME ERROR: <err>
Description	
<p>The DCE may echo characters received from the DTE during command state and online command state back to the DTE, depending on the setting of the E command. If so enabled, characters received from the DTE are echoed at the same rate, parity, and format as received. Echoing characters not recognized as valid in the command line or of incomplete or improperly-formed command line prefixes is manufacturer-specific.</p>	
Defined Values	
<p>&lt;value&gt; Integer type, default is 0.</p>	
0	Echo mode off
1	Echo mode on

## 3.2. ATS3 Set command line termination character

This parameter setting determines the character recognized by the TA to terminate an incoming command line. The TA also returns this character in output.

ATS3	
Syntax	Possible Returns
	If succeed
Read Command	<n> OK
<b>ATS3?</b>	If fail
	+CME ERROR: <err>
	If succeed
Set Command	OK
<b>ATS3=&lt;n&gt;</b>	If fail
	+CME ERROR: <err>
Description	
This S-parameter represents the decimal IA5 value of the character recognized by the DCE from the DTE to terminate an incoming command line. It is also generated by the DCE as part of the header, trailer, and terminator for result codes and information text.	
Defined Values	
<n> Integer type, default is 13.	
<b>0-13-127</b>	Command line termination character. <sup>1</sup>

 **Note:** ML307A-DL/ML305A-DL/ML307R does not support this command.

1. Default 13 = CR; parameter <n> only 13 supported in product ML302S/ML307S/ML302A/ML305A/ML307A/ML305M/ML307G; ML305U support the range of <n> from 0 to 31.

### 3.3. ATS4 Set response formatting character

This parameter setting determines the character generated by the TA for result code and information text.

ATS4	
Syntax	Possible Returns
Read Command	<p>If succeed</p> <p>&lt;n&gt; OK</p>
<b>ATS4?</b>	<p>If fail</p> <p>+CME ERROR: &lt;err&gt;</p>
Set Command	<p>If succeed</p> <p>OK</p>
<b>ATS4=[&lt;n&gt;]</b>	<p>If fail</p> <p>+CME ERROR: &lt;err&gt;</p>
Description	
<p>This S-parameter represents the decimal IA5 value of the character generated by the DCE as part of the header, trailer, and terminator for result codes and information text.</p>	
Defined Values	
<p>&lt;n&gt; Integer type, default is 10.</p>	
0-10-127	Response formatting character. <sup>2</sup>

 **Note:** ML307A-DL/ML305A-DL/ML307R does not support this command.

2. Default 10 = LF; parameter <n> only 10 supported in product ML302S/ML307S/ML302A/ML305A/ML307A/ML305M/ML307G; ML305U support the range of <n> from 0 to 31.

### 3.4. ATS5 Command line editing character

This parameter setting determines the character recognized by TA as a request to delete from the command line the immediately preceding character.

ATS5	
Syntax	Possible Returns
	If succeed
Read Command	<n> OK
<b>ATS5?</b>	If fail
	+CME ERROR: <err>
	If succeed
Set Command	OK
<b>ATS5=&lt;n&gt;</b>	If fail
	+CME ERROR: <err>
Description	
This S-parameter represents the decimal IA5 value of the character recognized by the DCE as are quest to delete from the command line the immediately preceding character.	
Defined Values	
<n> Integer type,default is 8.	
0-8-127	Command line editing character. <sup>3</sup>

 **Note:** ML307A-DL/ML305A-DL/ML307R does not support this command.

3. Default 8 = Backspace; parameter <n> only 8 supported in product ML302S/ML307S/ML302A/ML305A/ML307A/ML305M/ML307G; ML305U support the range of <n> from 0 to 31.

### 3.5. +++ Escape from data mode

This command is used to transfer from in-call data mode to in-call command mode without disconnecting from the remote modem.

+++	
Syntax	Possible Returns
	If succeed
Execute Command	OK
+++	If fail
	+CME ERROR: <err>
Description	
<p>The escape sequence is used to transfer from in-call data mode to in-call command mode without disconnecting from the remote modem. After a pause, responds with OK. Register S2 can be used to alter the escape character from ‘+’, the default, to any decimal value in the range 0 to 255.</p>	
Reference V.250	
This command is not preceded by AT and does not require a line terminator.	

**Note:** ML307A-DL/ML307R/ML305A-DL/ML305M/ML307G does not support this command.

## 3.6. AT&F Set all current parameters to manufacturer defaults

TA sets all current parameters to the manufacturer defined profile.

AT&F	
Syntax	Possible Returns
	If succeed
Execute Command	<code>OK</code>
<code>AT&amp;F[&lt;value&gt;]</code>	If fail
	<code>+CME ERROR: &lt;err&gt;</code>
Description	
This command instructs the DCE to set all parameters to default values specified by the manufacturer, which may take into consideration hardware configuration switches and other manufacturer-defined criteria.	
Defined Values	
<code>&lt;value&gt;</code> Integer type.	
0	Set all TA parameters to manufacturer defaults.
Scope	
Channel Specific and Generic: each parameter may be Channel Specific or Generic (see command for individual parameter).	

 **Note:** ML302A/ML305A/ML307A/ML307R/ML307G does not support this command.

## 3.7. ATV Set result code format mode

This parameter setting determines the contents of the header and trailer transmitted with result codes and information responses.


ATV	
Syntax	Possible Returns
	If succeed
	When <value>=0
Set Command	0
<b>ATV[&lt;value&gt;]</b>	When <value>=1
	OK
	If fail
	+CME ERROR: <err>
Description	
The setting of this parameter determines the contents of the header and trailer transmitted with result codes and information responses. It also determines whether result codes are transmitted in a numeric form or an alphabetic (or "verbose") form. The text portion of information responses is not affected by this setting.	
Defined Values	
<value> Integer type, default is 1. <sup>4</sup>	
0	Information response: <text><CR><LF> Short result code format: <numeric code><CR>
1	Information response: <CR><LF><text><CR><LF> Long result code format: <CR><LF><verbose code><CR><LF>

4. In product ML302S/ML307S/ML302A/ML305A/ML307A/ML307R, default is 0; ML305M/ML307G only support 1.

### 3.8. ATQ Set result code presentation mode

This parameter setting determines whether the TA transmits any result code to the TE. Information text transmitted in response is not affected by this setting.

ATQ	
Syntax	Possible Returns
	If succeed
	If <n>=0
Set Command	OK
ATQ[n]	If <n>=1
	(none)
	If fail
	+CME ERROR: <err>
Description	
<p>The setting of this parameter determines whether or not the DCE transmits result codes to the DTE. When result codes are being suppressed, no portion of any intermediate, final, or unsolicited result code#header, result text, line terminator, or trailer is transmitted. Information text transmitted in response to commands is not affected by the setting of this parameter.</p>	
Defined Values	
<p>&lt;n&gt; Integer type, default is 0.<sup>5</sup></p>	
0	TA transmits result code.
1	Result codes are suppressed and not transmitted.

 **Note:** ML305M does not support this command.

5. ML307G only support 0.

### 3.9. ATZ Set current parameters to user defined profile

TA sets all current parameters to the user defined profile.

ATZ	
Syntax	Possible Returns
	If succeed
Execute Command	OK
<b>ATZ[&lt;value&gt;]</b>	If fail
	+CME ERROR: <err>
Description	
<p>This command instructs the DCE to set all parameters to their factory defaults as specified by the manufacturer. This may include taking into consideration the settings of hardware configuration switches or non-volatile parameter storage (if implemented). If the DCE is connected to the line, it is disconnected from the line, terminating any call in progress. All of the functions of the command shall be completed before the DCE issues the result code. The DTE should not include additional commands on the same command line after the Z command because such commands may be ignored.</p>	
Defined Values	
<p>&lt;value&gt; Integer type.</p>	
<p>Implementation of this command is mandatory. Interpretation of &lt;value&gt; is optional and manufacturer-specific.</p>	

 **Note:** ML302A/ML305A/ML307A/ML307R/ML305M/ML307G does not support this command.

## 3.10. ATX Set connect result code format and call monitoring

This parameter setting determines whether or not the TA detected the presence of dial tone and busy signal and whether or not TA transmits particular result codes.

ATX	
Syntax	Possible Returns
	If succeed
Set Command	OK
<b>ATX[&lt;value&gt;]</b>	If fail
	+CME ERROR: <err>
Description	
<p>The setting of this parameter determines whether or not the DCE transmits particular result codes to the DTE. It also controls whether or not the DCE verifies the presence of a dial tone when it first goes off-hook to begin dialling, and whether or not engaged tone (busy signal) detection is enabled. However, this setting has no effect on the operation of the W dial modifier, which always checks for a dial tone regardless of this setting, nor on the busy signal detection capability of the W and @dial modifiers.</p>	
Defined Values	
<p>&lt;value&gt; Integer type, default is 4.<sup>6</sup></p>	
0	CONNECT result code only returned, dial tone and busy detection are both disabled.
1	CONNECT<text> result code only returned, dial tone and busy detection are both disabled.
2	CONNECT<text> result code returned, dial tone detection is enabled, busy detection is disabled.
3	CONNECT<text> result code returned, dial tone detection is disabled, busy detection is enabled.
4	CONNECT<text> result code returned, dial tone and busy detection are both enabled.

 **Note:** ML305M does not support this command.

6. ML307G only support 3.

## 3.11. ATI Display product identification information

This command is used to query manufacturer information, product model and version information.

ATI	
Syntax	Possible Returns
Execute Command	<p>If succeed</p> <pre>&lt;manufacturer&gt; &lt;model&gt; &lt;Revision&gt; OK</pre> <p>If fail</p> <pre>+CME ERROR: &lt;err&gt;</pre>
<p><b>ATI</b></p>	
Description	
<p>This command causes the DCE to transmit one or more lines of information text, determined by the manufacturer, followed by a final result code. <i>&lt;value&gt;</i> may optionally be used to select from among multiple types of identifying information, specified by the manufacturer. NOTE: The responses to this command may not be reliably used to determine the DCE manufacturer, revision level, feature set, or other information, and should not be relied upon for software operation. In particular, expecting a specific numeric response to an IO command to indicate which other features and commands are implemented in a DCE dooms software to certain failure, since there are widespread differences in manufacturer implementation among devices that may, coincidentally, respond with identical values to this command. Software implementors should use commands with extreme caution, since the amount of data returned by particular implementations may vary widely from a few bytes to several thousand bytes or more, and should be prepared to encounter ERROR responses if the value is not recognized.</p>	
Example	
<pre>ATI CMCC MN316 MN316-DBRS-MBRHOC00 OK</pre>	

## 3.12. AT+GMI Request manufacturer identification

TA returns manufacturer identification text.

AT+GMI	
Syntax	Possible Returns
Execute Command	<p>If succeed</p> <pre>&lt;manufacturer&gt; OK</pre>
<b>AT+GMI</b>	<p>If fail</p> <pre>+CME ERROR: &lt;err&gt;</pre>
Description	
<p>Execution command causes the TA to return one or more lines of information text <b>&lt;manufacturer&gt;</b>, determined by the MT manufacturer, which is intended to permit the user of the TA to identify the manufacturer of the MT to which it is connected to. Typically, the text will consist of a single line containing the name of the manufacturer, but manufacturers may choose to provide more information if desired.</p>	
Defined Values	
<p><b>&lt;manufacturer&gt;</b> String type.</p>	
Manufacturer identification	
Scope	
<p>Channel specific (response output only on channel which entered the command).</p>	

### 3.13. AT+CGMI Request manufacturer identification

TA returns manufacturer identification text.

AT+CGMI	
Syntax	Possible Returns
Execute Command	<p>If succeed</p> <pre>&lt;manufacturer&gt; OK</pre>
<b>AT+CGMI</b>	<p>If fail</p> <pre>+CME ERROR: &lt;err&gt;</pre>
Description	
<p>Execution command causes the TA to return one or more lines of information text <b>&lt;manufacturer&gt;</b>, determined by the MT manufacturer, which is intended to permit the user of the TA to identify the manufacturer of the MT to which it is connected to. Typically, the text will consist of a single line containing the name of the manufacturer, but manufacturers may choose to provide more information if desired.</p>	
Defined Values	
<p><b>&lt;manufacturer&gt;</b> String type.</p>	
Manufacturer identification	
Example	
<p><b>AT+CGMI</b>  CMCC  OK</p>	

## 3.14. AT+GMM Request model identification

TA returns product model identification text.

AT+GMM	
Syntax	Possible Returns
Execute Command	<p>If succeed</p> <pre>&lt;model&gt; OK</pre>
<b>AT+GMM</b>	<p>If fail</p> <pre>+CME ERROR: &lt;err&gt;</pre>
Description	
<p>Execution command causes the TA to return one or more lines of information text <i>&lt;model&gt;</i>, determined by the MT manufacturer, which is intended to permit the user of the TA to identify the specific model of the MT to which it is connected to. Typically, the text will consist of a single line containing the name of the product, but manufacturers may choose to provide more information if desired.</p>	
Defined Values	
<p><i>&lt;model&gt;</i> String type.</p>	
Product model identification	
Scope	
Channel specific (response output only on channel which entered the command)	

## 3.15. AT+CGMM Request model identification

TA returns product model identification text.

AT+CGMM	
Syntax	Possible Returns
Execute Command	<p>If succeed</p> <pre>&lt;model&gt; OK</pre>
<b>AT+CGMM</b>	<p>If fail</p> <pre>+CME ERROR: &lt;err&gt;</pre>
Description	
<p>Execution command causes the TA to return one or more lines of information text <i>&lt;model&gt;</i>, determined by the MT manufacturer, which is intended to permit the user of the TA to identify the specific model of the MT to which it is connected to. Typically, the text will consist of a single line containing the name of the product, but manufacturers may choose to provide more information if desired.</p>	
Defined Values	
<p><i>&lt;model&gt;</i> String type.</p>	
Product model identification	

## 3.16. AT+GMR Request revision identification

TA reports one or more lines of information text that permit the user to identify the version, revision level or data or other information of the device.

AT+GMR	
Syntax	Possible Returns
	If succeed <sup>7</sup>
Execute Command	<code>Revision:&lt;revision&gt;</code> <code>OK</code>
<b>AT+GMR</b>	If fail
	<code>+CME ERROR: &lt;err&gt;</code>
Description	
<p>Execution command causes the TA to return one or more lines of information text <code>&lt;revision&gt;</code>, determined by the MT manufacturer, which is intended to permit the user of the TA to identify the version, revision level or date, or other pertinent information of the MT to which it is connected to. Typically, the text will consist of a single line containing the version of the product, but manufacturers may choose to provide more information if desired.</p>	
Defined Values	
<p><code>&lt;revision&gt;</code> String type.</p> <p>Product software version identification.</p>	
Scope	
<p>Channel specific (response output only on channel which entered the command)</p>	

7. The keyword "Revision:" is not available to ML302A/ML305A/ML307R/ML307A.

## 3.17. AT+CGMR Request revision identification

TA returns product software version identification text.

AT+CGMR	
Syntax	Possible Returns
	If succeed <sup>8</sup>
Execute Command	<i>Revision:&lt;revision&gt;</i> OK
<b>AT+CGMR</b>	If fail
	<i>+CME ERROR: &lt;err&gt;</i>
Description	
<p>Execution command causes the TA to return one or more lines of information text <i>&lt;revision&gt;</i>, determined by the MT manufacturer, which is intended to permit the user of the TA to identify the version, revision level or date, or other pertinent information of the MT to which it is connected to. Typically, the text will consist of a single line containing the version of the product, but manufacturers may choose to provide more information if desired.</p>	
Defined Values	
<i>&lt;revision&gt;</i> String type.	
Product software version identification	
Example	
<b>AT+CGMR</b> <i>MN316-DBRS-MBRHOC00</i> OK	

8. The keyword "Revision:" is not available to ML302A/ML305A/ML307R/ML307A.

## 3.18. AT+GSN Request product serial number identification

This command request TA serial number identification/IMEI number.

AT+GSN	
Syntax	Possible Returns
Test Command <b>AT+GSN=?</b>	<pre>+GSN: (list of supported &lt;snt&gt;s) OK</pre>
Execute Command <b>AT+GSN</b>	<p>If succeed</p> <pre>&lt;sn&gt; OK</pre> <p>If fail</p> <pre>+CME ERROR: &lt;err&gt;</pre>
Set Command <b>AT+GSN=&lt;snt&gt;</b>	<p>If succeed</p> <p>when &lt;snt&gt;=0 and command successful</p> <pre>&lt;sn&gt; OK</pre> <p>when &lt;snt&gt;=1 and command successful</p> <pre>+GSN: &lt;imei&gt; OK</pre> <p>If fail</p> <pre>+CME ERROR: &lt;err&gt;</pre>
Description	
<p>Execution command causes the TA to return IMEI (International Mobile station Equipment Identity number) and related information to identify the MT that the TE is connected to. Test command returns values supported as a compound value. For a TA which does not support <b>&lt;snt&gt;</b>, only OK is returned.</p>	
Defined Values	
<p><b>&lt;snt&gt;</b> Integer type, indicating serial number type that has been requested.</p>	
0	Returns <sn>
1	Returns <imei>
<p><b>&lt;sn&gt;</b> String type.</p>	


**AT+GSN**

The total number of characters, including line terminators, in the information text shall not exceed 2048 characters.

*<imei>* String type.

International mobile equipment identity.

Reference V.250

 **Note:** ML305M does not support this command.



## 3.19. AT+CGSN Request product serial number identification

This command request TA serial number identification | IMEI number.

AT+CGSN	
Syntax	Possible Returns
Test Command <b>AT+CGSN=?</b>	<pre>+CGSN: (list of supported &lt;snt&gt;s) OK</pre>
Execute Command <b>AT+CGSN</b>	<p>If succeed</p> <pre>&lt;sn&gt; OK</pre> <p>If fail</p> <pre>+CME ERROR: &lt;err&gt;</pre>
Set Command <b>AT+CGSN=&lt;snt&gt;</b>	<p>If succeed</p> <p>when <b>&lt;snt&gt;</b>=0 and command successful</p> <pre>&lt;sn&gt; OK</pre> <p>when <b>&lt;snt&gt;</b>=1 and command successful</p> <pre>+CGSN: &lt;imei&gt; OK</pre> <p>when <b>&lt;snt&gt;</b>=2 and command successful</p> <pre>+CGSN: &lt;imeisv&gt; OK</pre> <p>when <b>&lt;snt&gt;</b>=3 and command successful</p> <pre>+CGSN: &lt;svn&gt; OK</pre> <p>If fail</p> <pre>+CME ERROR: &lt;err&gt;</pre>
<b>Description</b> Execution command causes the TA to return IMEI (International Mobile station Equipment Identity number) and related information to identify the MT that the TE is connected to. Test command returns values supported as a compound value. For a TA which does not support <b>&lt;snt&gt;</b> , only OK is returned.	
<b>Defined Values</b>	

**AT+CGSN**

**<sn>** Integer type, indicating serial number type that has been requested.<sup>9</sup>

**0**

Returns **<sn>**

**1**

Returns **<imei>**

**2**

Returns **<imeisv>**

**3**

Returns **<svn>**

**<sn>** String type, the total number of characters, including line terminators, in the information text shall not exceed 2048 characters.

**<imei>** String type, international mobile equipment identity.

**<imeisv>** String type, in decimal format indicating the IMEISV.

**<svn>** String type, in decimal format indicating the current SVN which is a part of IMEISV.

**Example**

```
AT+CGSN=1
+CGSN: 869975033574370
OK
```

9. ML302S/ML307S/ML302A/ML305A/ML307A/ML307R/ML305U does not support parameters 2, 3.

## 3.20. AT+IPR Set fixed DTE rate

The set command parameter setting determines the data rate of the TA on the serial interface.

AT+IPR	
Syntax	Possible Returns
Test Command <b>AT+IPR=?</b>	<i>+IPR: (list of supported auto detectable &lt;rate&gt;s), (list of supported fixed only &lt;rate&gt;s)</i> OK
Read Command <b>AT+IPR?</b>	If succeed <i>+IPR: &lt;rate&gt;</i> OK  If fail <i>+CME ERROR: &lt;err&gt;</i>
Set Command <b>AT+IPR=&lt;rate&gt;</b>	If succeed OK  If fail <i>+CME ERROR: &lt;err&gt;</i>
<b>Description</b> This numeric extended-format parameter specifies the data rate at which the DCE will accept commands, in addition to 1200 bit/s or 9600 bit/s. It may be used to select operation at rates at which the DCE is not capable of automatically detecting the data rate being used by the DTE. Specifying a value of 0 disables the function and allows operation only at rates automatically detectable by the DCE. The specified rate takes effect following the issuance of any result code(s) associated with the current command line. The <i>&lt;rate&gt;</i> specified does not apply in online data state if Direct mode of operation is selected.	
<b>Defined Values</b> <i>&lt;rate&gt;</i> Integer type, baud-rate per second. <sup>10</sup> 0 (auto baud rate), 110, 300, 1200, 2400, 4800, 9600, 19200, 38400, 57600, 115200, 230400, 460800, 921600, etc. (Please use the test command to query the support range of <i>&lt;rate&gt;</i> .)	
<b>Example</b> <b>AT+IPR=115200</b> OK	

10. ML302S/ML307S/ML307G: Default is 115200 and does not support auto baud rate. ML305U: Default is 115200, and ML305M: default is 9600. Please use the test command to query the support range of *<rate>*. ML302A/ML305A/ML307A/ML307R: default is 0, and 115200 is recommended.

## 3.21. AT+CSCS Set TE character set

This command is used to set TE character set.

AT+CSCS	
Syntax	Possible Returns
Test Command <b>AT+CSCS=?</b>	+CSCS: (list of supported <chset>s) OK
Read Command <b>AT+CSCS?</b>	If succeed +CSCS: <chset> OK If fail +CME ERROR: <err>
Set Command <b>AT+CSCS=&lt;chset&gt;</b>	If succeed OK If fail +CME ERROR: <err>

### Description

Write command informs DCE which character set **<chset>** is used by the TE. DCE is then able to convert character strings correctly between TE and ME character sets.

### Defined Values

**<chset>** String type.<sup>11</sup>

#### **GSM**

GSM default alphabet

#### **HEX**

Hexadecimal numbers in character strings

#### **IRA**

International reference alphabet (ITU-T T.50)

#### **PCCP**

PC character set Code Page

#### **PCDN**

PC Danish/Norwegian character set

#### **UCS2**

11. ML302S/ML307S only supports parameters GSM and IRA. ML302A/ML305A/ML307A/ML307R only supports parameter IRA. ML305M only supports parameters GSM, IRA, UCS2 and HEX, and default is GSM. ML307G only supports parameters GSM, IRA, UCS2 and HEX, and default is IRA. ML305U only supports parameters GSM, IRA, UCS2, PCCP and HEX.

**AT+CSCS**

UCS2 alphabet

**8859-1**

ISO 8859 Latin (1) character set

## Example

```
AT+CSCS?  
+CSCS:"IRA"  
OK
```

 Note:

In ML302S/ML307S/ML302A/ML305A/ML307R/ML307A, when parameter **<dc>** of command **AT+CSCS** is set 4 or 8, ignore the value of **AT+CSCS**, input or output a hex string similar to PDU mode. So only support characters '0' - '9' and 'A' - 'F' ;

In ML302S/ML307S/ML302A/ML305A/ML307R/ML307A, when received short message is UCS2 code, ignore the value of **AT+CSCS**, input or output a hex string similar to PDU mode. So only support characters '0' - '9' and 'A' - 'F' .



# 4. Call Control Commands

This chapter describes in detail the AT commands and command formats related to Call control, etc.

 **Note:** ML307R does not support any call control commands.



## 4.1. ATSO Automatic answer

This command is used to set automatic answer.


ATSO	
Syntax	Possible Returns
Read Command	<p>If succeed</p> <pre>&lt;n&gt; OK</pre>
<b>ATSO?</b>	<p>If fail</p> <pre>+CME ERROR: &lt;err&gt;</pre>
Set Command	<p>If succeed</p> <pre>OK</pre>
<b>ATSO=&lt;n&gt;</b>	<p>If fail</p> <pre>+CME ERROR: &lt;err&gt;</pre>
Description	
<p>This S-parameter controls the automatic answering feature of the DCE. If set to 0, automatic answering is disabled. If set to a non-zero value, the DCE shall cause the DCE to answer when the incoming call ringing has occurred the number of times indicated by the value.</p>	
Defined Values	
<p><b>&lt;n&gt;</b> Integer type, the auto answering times, range from 0~255.</p>	
Remark	
<p>If set to 0, auto answering is disabled. This command is specially used on data service in GPRS mode.</p> <p>In ML302S/ML307S/ML302A/ML305A/ML307A/ML307G, If &lt;n&gt; is set too high, the calling party may hang up before the call is answered automatically; For VoLTE call, only support &lt;n&gt;=0; Test command not supported currently.</p>	

**Note:** ML302A-DCLM/ML302A-GCLM/ML305A-DC/ML305A-DL/ML307A-DCLN/ML307A-GCLN/ML305U/ML305M/ML307G-DL does not support the command. The unit of <n> is second in ML302A/ML305A/ML307A/ML307G.

## 4.2. ATA Answer incoming call

This command is used to answer an incoming call.

ATA	
Syntax	Possible Returns
Execute Command	<p>If succeed</p> <pre>OK</pre> <p>If fail</p> <pre>+CME ERROR: &lt;err&gt; NO CARRIER</pre>
<p><b>ATA</b></p>	
Description	
<p>This command instructs the DCE to immediately connect to the line and start the answer sequence as specified for the underlying DCE. Any additional commands that appear after A on the same command line are ignored. NOTE: The behaviour of the A command may be modified if DTE control of V.8 or V.8 bis is enabled; refer to Annex A in this case.</p>	
Remark	
<p>This command should be used only when there is one call. When there are several calls, please use the <b>AT+CHLD</b> to answer a new call.</p>	

 **Note:** ML302A-DCLM/ML302A-GCLM/ML305A-DC/ML305A-DL/ML307A-DCLN/ML307A-GCLN/ML305U/ML305M/ML307G-DL does not support the command.

## 4.3. ATD Mobile originated call to dial a number

This command is used to make an outgoing call.

ATD	
Syntax	Possible Returns
Execute Command	<p>If succeed</p> <p><i>When the call is in progress</i></p> <p>OK and NO DAILTONE or BUSY</p> <p><i>Connection be released</i></p> <p>NO ANSWER or NO CARRIER</p> <p>If fail</p> <p>+CME ERROR: &lt;err&gt;</p>
Description	
<p>This command instructs the DCE to originate a call. This may include several steps, depending upon the DCE type, such as: connecting to the line (going off-hook), waiting for the network to indicate readiness to receive call addressing information (wait for dial tone), signalling call addressing information to the network (dialling the number), monitoring the line for call progress signals (e.g., busy), and instructing the underlying DCE to start the call origination procedure (modulation handshaking). All characters appearing on the same command line after the "D" are considered part of the call addressing information to be signalled to the network, or modifiers used to control the signalling process (collectively known as a "dial string"), up to a semicolon character (IA5 3/11) or the end of the command line. If the dial string is terminated by a semicolon, the DCE does not start the call origination procedure as defined for the underlying DCE, but instead returns to command state after completion of the signalling of call addressing information to the network. Any characters appearing in the dial string that the DCE does not recognize as a valid part of the call addressing information or as a valid modifier shall be ignored. This permits characters such as parentheses and hyphens to be included that are typically used in formatting of telephone numbers. NOTE 1: The behaviour of the D command may be modified if DTE control of V.8 or V.8 bis is enabled; refer to Annex A in this case.</p>	
Defined Values	
<p>&lt;Number&gt; Dialing digits, include 1,2,3,4,5,6,7,8,9,0,*,#,+,A,B,C,..</p>	

 Note:

ML302A-DCLM/ML302A-GCLM/ML305A-DC/ML305A-DL/ML307A-DCLN/ML307A-GCLN/  
ML305U/ML305M/ML307G-DL does not support the command;

ML302A/ML305A/ML307A: Add a semicolon at the end if you are using a call instead of PPP. For  
example, "ATD10086;".



## 4.4. ATH Disconnect existing connection

Hang up all existing connected calls, including active, waiting and hold calls.

ATH	
Syntax	Possible Returns
	If succeed
Execute Command	<code>OK</code>
<b>ATH</b>	If fail
	<code>+CME ERROR: &lt;err&gt;</code>
Description	
<p>This command instructs the DCE to disconnect from the line, terminating any call in progress. All of the functions of the command shall be completed before the DCE issues any result code. NOTE: When used with modem-on-hold procedures per V.92, the call may be terminated without disconnecting from the line. Other V.250 commands such as <b>AT+PMHF</b> may then be used to cause the PSTN to switch to another line for placing another outgoing call or accepting another incoming call.</p>	
Unsolicited Result Codes	
<pre>URC1 CIEV: SOUNDER 0 CIEV: CALL 0</pre>	
Remark	
<p>When the link is established or ringing, the command will get OK. But for the establishing, the command will get error.</p>	

**Note:** ML302A-DCLM/ML302A-GCLM/ML305A-DC/ML305A-DL/ML307A-DCLN/ML307A-GCLN/ML305U/ML305M/ML307G-DL does not support the command.

## 4.5. AT+CHUP Hang up call

Hang up all existing connected calls.

AT+CHUP	
Syntax	Possible Returns
Test Command	
<code>AT+CHUP=?</code>	OK
Execute Command	If succeed
<code>AT+CHUP</code>	OK
	If fail
	+CME ERROR: <err>
Description	
Hang up all existing connected calls, including active, waiting and hold calls.	
Remark	
This command implements the same behavior as ATH.	

**Note:** ML302A-DCLM/ML302A-GCLM/ML305A-DC/ML305A-DL/ML307A-DCLN/ML307A-GCLN/ML307A-DL/ML305U/ML305M/ML307G-DL does not support the command.

## 4.6. AT+CEER Extended error report

This command is used to report extended error.

AT+CEER	
Syntax	Possible Returns
Test Command	OK
<code>AT+CEER=?</code>	
Execute Command	If succeed <code>+CEER: &lt;report&gt;</code> OK
<code>AT+CEER</code>	If fail <code>+CME ERROR: &lt;err&gt;</code>
Description	
<p>This command causes the TA to return one or more lines of information text <code>&lt;report&gt;</code>, determined by the MT manufacturer, which should offer the user of the TA an extended report of the reason for – the failure in the last unsuccessful call setup (originating or answering) or in call modification; – the last call release; – the last unsuccessful GPRS attach or unsuccessful PDP context activation; – the last GPRS detach or PDP context deactivation. Typically, the text will consist of a single line containing the cause information given by GSM/UMTS network in textual format.</p>	
Defined Values	
<p><code>&lt;report&gt;</code> Integer type, the total number of characters, including line terminators, in the information text shall not exceed 2041 characters. Text shall not contain the sequence 0&lt;CR&gt; or OK&lt;CR&gt;.</p>	

**Note:** ML302A-DCLM/ML302A-GCLM/ML305A-DC/ML305A-DL/ML307A-DCLN/ML307A-GCLN/ML307A-DL/ML305U/ML305M does not support this command.

## 4.7. AT+CRC Cellular result codes and ring

This command is to control whether the extended format of incoming call indication or GPRS network request for PDP context activation or notification for VBS/VGCS calls is used.

AT+CRC	
Syntax	Possible Returns
Test Command <b>AT+CRC=?</b>	+CRC: (list of supported <mode>s) OK
Read Command <b>AT+CRC?</b>	If succeed +CRC: <mode> OK  If fail +CME ERROR: <err>
Set Command <b>AT+CRC=&lt;mode&gt;</b>	If succeed OK  If fail +CME ERROR: <err>
<b>Description</b> This command is to control whether the extended format of incoming call indication or GPRS network request for PDP context activation or notification for VBS/VGCS calls is used. When enabled, an incoming call is indicated to the TE with unsolicited result code +CRING: <type> instead of the normal RING.	
<b>Defined Values</b> <mode> Integer type.	
<b>0</b>	Disables extended format (default)
<b>1</b>	Enables extended format

**Note:** ML302A-DCLM/ML302A-GCLM/ML305A-DC/ML305A-DL/ML307A-DCLN/ML307A-GCLN/ML307A-DL/ML305U/ML305M/ML307G does not support the command.

---

# 5. Network Service Commands

This chapter describes in detail the AT commands and command formats related to Network service and configuration, etc.



中国移动  
China Mobile

OneMO-1201

## 5.1. AT+CREG Network registration

This command be used to query the register status.

AT+CREG	
Syntax	Possible Returns
Test Command <b>AT+CREG=?</b>	+CREG: (list of supported <n>s) OK
Read Command <b>AT+CREG?</b>	If succeed +CREG: <n>,<stat>[,<lac>,<ci>,<act>] OK If fail +CME ERROR: <err>
Set Command <b>AT+CREG=&lt;n&gt;</b>	If succeed OK If fail +CME ERROR: <err>

### Description

Set command controls the presentation of an unsolicited result code +CREG: <stat> when <n>=1 and there is a change in the MT' s circuit mode network registration status in GERAN/UTRAN/E-UTRAN, or unsolicited result code +CREG: <stat>[,<lac>],<ci>],<AcT>]] when <n>=2 and there is a change of the network cell in GERAN/UTRAN/E-UTRAN. The parameters <AcT>, <lac> and <ci> are sent only if available. The value <n>=3 further extends the unsolicited result code with [,<cause\_type>,<reject\_cause>], when available, when the value of <stat> changes. NOTE 1: If the MT also supports one or more of the GPRS services, EPS services or 5G services, the +CGREG command and +CGREG: result codes, the +CEREG command and +CEREG: result codes and the +C5GREG command and +C5GREG: result codes apply to the registration status and location information for those services. Read command returns the status of result code presentation and an integer <stat> which shows whether the network has currently indicated the registration of the MT. Location information elements <lac>, <ci> and <AcT>, if available, are returned only when <n>=2 and MT is registered in the network. The parameters [,<cause\_type>,<reject\_cause>], if available, are returned when <n>=3. Refer subclause 9.2 for possible <err> values. Test command returns values supported as a compound value.

### Defined Values

<n> Integer type.

0

Disable network registration unsolicited result code

1

**AT+CREG**

Enable network registration unsolicited result code +CREG: <stat>

**2**

Enable network registration and location information unsolicited result code  
+CREG:<stat>[,<lac>,<ci>,<act>]

**3**

Enable network registration, location information and cause value information unsolicited result code  
+CREG: <stat>[,<lac>],<ci>[,<AcT>],<cause\_type>,<reject\_cause>]]

<stat> Integer type.

0

Not registered, MT is not currently searching a new operator to register to

1

Registered, home network

2

Not registered, but MT is currently searching a new operator to register to

3

Registration denied

4

Unknown

5

Registered, roaming

6

registered for "SMS only", home network (applicable only when <AcT> indicates E-UTRAN)

7

registered for "SMS only", roaming (applicable only when <AcT> indicates E-UTRAN)

8

attached for emergency bearer services only (see NOTE 2) (not applicable)

9

registered for "CSFB not preferred", home network (applicable only when <AcT> indicates E-UTRAN)

NOTE 2: 3GPP TS 24.008 [8] and 3GPP TS 24.301 [83] specify the condition when the MT is considered as attached for emergency bearer services.

<lac> String type, two-byte location area code (when <AcT> indicates value 0 to 6), or tracking area code (when <AcT> indicates value 7). In hexadecimal format (e.g. "00C3" equals 195 in decimal).

<ci> String type, two-byte cell ID in hexadecimal format.


## AT+CREG

<act> Integer type, access technology of serving cell.<sup>12</sup>

---

0	GSM
1	GSM Compact
2	UTRAN
3	GSM w/GPRS
4	UTRAN w/HSDPA
5	UTRAN w/HSUPA
6	UTRAN w/HSDPA and HSUPA
7	E-UTRAN
8	EC-GSM-IoT (A/Gb mode)

---

 **Note:** ML302A-DCLM/ML302A-GCLM/ML305A-DC/ML305A-DL/ML307A-DCLN/ML307A-GCLN/ML307R/ML305U/ML305M does not support this command.

12. ML302S/ML307S/ML302A/ML305A/ML307A/ML305U does not support parameters 1, 8. ML307G does not support parameters 3, 4, 5, 6, 8.

## 5.2. AT+COPS Operator Selection

This command be used to select the operator.

AT+COPS	
Syntax	Possible Returns
Test Command <pre>AT+COPS=?</pre>	<pre>+COPS: [list of supported (&lt;stat&gt;,long alphanumeric &lt;oper&gt;,short alphanumeric &lt;oper&gt;,numeric &lt;oper&gt;[,&lt;AcT&gt;[,&lt;SubAct&gt;]]s][,((list of supported &lt;mode&gt;s),(list of supported &lt;format&gt;s)]</pre> <pre>OK</pre>
Read Command <pre>AT+COPS?</pre>	<p>If succeed</p> <pre>+COPS: &lt;mode&gt;[,&lt;format&gt;,&lt;oper&gt;[,&lt;AcT&gt;[,&lt;SubAct&gt;]]]</pre> <pre>OK</pre> <p>If fail</p> <pre>+CME ERROR: &lt;err&gt;</pre>
Set Command <pre>AT +COPS=&lt;mode&gt;[,&lt;format&gt;[, &lt;oper&gt;[,&lt;AcT&gt;[,&lt;SubAct&gt;]]]]</pre>	<p>If succeed</p> <pre>OK</pre> <p>If fail</p> <pre>+CME ERROR: &lt;err&gt;</pre>
Description	

Set command forces an attempt to select and register to the GSM/UMTS/EPS/5GS network operator using the SIM/USIM card installed in the currently selected card slot. **<mode>** is used to select whether the selection is done automatically by the MT or is forced by this command to operator **<oper>** (it shall be given in format **<format>**) to a certain access technology, indicated in **<AcT>**. If the selected operator is not available, no other operator shall be selected (except **<mode>**=4). If the selected access technology is not available, then the same operator shall be selected in other access technology. The selected operator name format shall apply to further read commands (+COPS?) also. **<mode>**=2 forces an attempt to deregister from the network. The selected mode affects to all further network registration (e.g. after **<mode>**=2, MT shall be unregistered until **<mode>**=0 or 1 is selected). This command should be abortable when registration/deregistration attempt is made. Read command returns the current mode, the currently selected operator and the current Access Technology. If no operator is selected, **<format>**, **<oper>** and **<AcT>** are omitted. Test command returns a set of five parameters, each representing an operator present in the network. A set consists of an integer indicating the availability of the operator **<stat>**, long and short alphanumeric format of the name of the operator, numeric format representation of the operator and access technology. Any of the formats may be unavailable and should then be an empty field. The list of operators shall be in order: home network, networks referenced in SIM or active application in the UICC (GSM or USIM) in the following order: HPLMN selector, User controlled PLMN selector, Operator controlled PLMN selector and PLMN selector (in the SIM or GSM application), and other networks. It is recommended (although optional) that after the operator list TA returns lists of supported **<mode>**s and **<format>**s. These lists shall be delimited from the operator list by two commas. The access technology selected parameters,

## AT+COPS

**<AcT>**, should only be used in terminals capable to register to more than one access technology. Selection of **<AcT>** does not limit the capability to cell reselections, even though an attempt is made to select an access technology, the phone may still re-select a cell in another access technology.

## Defined Values

**<mode>** Integer type.<sup>13</sup>

**0**

Automatic (**<oper>** field is ignored)

**1**

Manual (**<oper>** field shall be present)

**2**

Deregister from network

**3**

Set only **<format>** (for read command +COPS?), do not attempt registration/deregistration (**<oper>** field is ignored); this value is not applicable in read command response

**4**

Manual/automatic (**<oper>** field shall be present); if manual selection fails, automatic mode (**<mode>**=0) is entered

**<format>** Integer type.

**0**

Long format alphanumeric **<oper>**

**1**

Short format alphanumeric **<oper>**

**2**

Numeric **<oper>**

**<oper>** String type; **<format>** indicates if the format is alphanumeric or numeric; long alphanumeric format can be up to 16 characters long and short format up to 8 characters (refer GSM MoU SE.13 [9]); numeric format is the GSM Location Area Identification number (refer GSM 04.08 [8] subclause 10.5.1.3) which consists of a three BCD digit country code coded as in ITU T E.212 Annex A [10], plus a two BCD digit network code, which is administration specific; returned **<oper>** shall not be in BCD format, but in IRA characters converted from BCD; hence the number has structure: (country code digit 3)(country code digit 2)(country code digit 1)(network code digit 2)(network code digit 1).

**<stat>** Integer type.

**0**

Unknown

**1**

13. In ML305M only **<mode>** is 3 can set format of this command.

## AT+COPS

Available

**2**

Current

**3**

Forbidden

**<Act>** Integer type.<sup>14</sup>**0**

GSM

**1**

GSM Compact

**2**

UTRAN

**3**

GSM w/EGPRS

**4**

UTRAN w/HSDPA

**5**

UTRAN w/HSUPA

**6**

UTRAN w/HSDPA and HSUPA

**7**

E-UTRAN

**8**

EC-GSM-IoT (A/Gb mode)

**9**

E-UTRAN (NB-S1 mode)

**11**

NR connected to a 5GCN

**13**

E-UTRA-NR dual connectivity

## Remark

Set command forces an attempt to select and register the GSM/UMTS network **<oper>**. Mode is used to decide the register should be automatic or manual. If the selected mode is manual or manual first, the network should return with a list from which user can select one to register on. Read command returns the current mode and the currently selected operator. If no operator is selected, **<format>**, **<oper>** and **<Act>**

14. ML302S/ML307S/ML302A/ML305A/ML307A/ML307R/ML305U not support parameters 1, 9, 11, 13, and parameter 8 is UTRAN HSPA+. ML307G not support parameters 3, 4, 5, 6, 8, 9, 11, 13. ML305M only support parameter 7.

## AT+COPS

are omitted. Test command returns a list of quadruplets, each representing an operator present in the network. Quadruplet consists of an integer indicating the availability of the operator `<stat>`, long and short alphanumeric format of the name of the operator, and numeric format representation of the operator. Any of the formats may be unavailable and should then be an empty field. The list of operators shall be in order: home network, networks referenced in SIM/UICC, and other networks.

**Note:** In ML305M, Before executing the test command, you need to first use the command "AT+CMCACT=0,1" to disconnect the terminal dialing status, and then execute the test command "AT+COPS=?". After waiting for the test command to complete, use the command "AT+CMCACT=1,1" to recover.



中国移动  
China Mobile

OneMO-1201

## 5.3. AT+CLCK Facility lock

This command is used to lock, unlock or interrogate a ME or a network facility <fac>. Password is normally needed to do such actions. When querying the status of a network service (<mode>=2) the response line for ‘not active’ case (<status>=0) should be returned only if service is not active for any <class>.

AT+CLCK	
Syntax	Possible Returns
Test Command <b>AT+CLCK=?</b>	+CLCK: (list of supported <fac>s) OK
Execute Command <b>AT+CLCK=&lt;fac&gt;,&lt;mode&gt;[,&lt;pas swd&gt;[,&lt;class&gt;]]</b>	If succeed when <mode>=2 and command successful +CLCK: <status>[,<class1>[<CR><LF>+CLCK: <status>,<class2>[...]] OK If fail +CME ERROR: <err>
Description	
AT+CLCK=<fac>,<mode>[,<passwd>[,<class>]] This command is used to lock, unlock or interrogate a ME or a network facility <fac>. Password is normally needed to do such actions. When querying the status of a network service (<mode>=2) the response line for ‘not active’ case (<status>=0) should be returned only if service is not active for any <class>.	
Defined Values	
<fac> String type, values reserved by the present document.	
"SC"	SIM (lock SIM card) (SIM asks password in ME power-up and when this lock command issued).
<mode> Integer type.	
0	Unlock
1	Lock
2	Query status
<passwd> String type, password.	
<class> Integer type, field not required for NB-IOT, so will be ignored.	

## AT+CLCK


<status> Integer type.

0

off

1

on

 Note: ML302A/ML305A/ML307A/ML307R/ML302S/ML307S/ML305U does not support this command.



## 5.4. AT+CHLD Call related supplementary services

This command allows the control of the call related services.

AT+CHLD	
Syntax	Possible Returns
Test Command <b>AT+CHLD=?</b>	+CHLD: (list of supported <n>s) OK
Set Command <b>AT+CHLD=&lt;n&gt;</b>	If succeed OK If fail +CME ERROR: <err>

### Description

This command allows the control of the following call related services:

- a call can be temporarily disconnected from the MT but the connection is retained by the network;
- multiparty conversation (conference calls);
- the served subscriber who has two calls (one held and the other either active or alerting) can connect the other parties and release the served subscriber's own connection.

Calls can be put on hold, recovered, released, added to conversation, and transferred similarly as defined in 3GPP TS 22.030 [19]. Refer subclause 9.2 for possible <err> values.

This is based on the supplementary services HOLD (Call Hold; refer 3GPP TS 22.083 [5] clause 2 and 3GPP TS 24.610 [135]), MPTY / CONF (MultiParty; refer 3GPP TS 22.084 [22] and Conference; refer 3GPP TS 24.605 [133]) and ECT (Explicit Call Transfer; refer 3GPP TS 22.091 [30] and 3GPP TS 24.629 [139]).

NOTE 1: In the CS-domain, Call Hold, MultiParty and Explicit Call Transfer are only applicable to teleservice 11.

Test command returns a list of operations which are supported. The call number required by some operations shall be denoted by "x" (e.g. +CHLD: (0,1,1x,2,2x,3)).

### Defined Values


<n> Integer type, equals to numbers entered before SEND button in 3GPP TS 22.030 [19] subclause 6.5.5.1.

NOTE 2: The "directory number" case shall be handled with dial command D, and the END case with hangup command H (or +CHUP). The 4\*"directory number" case is handled with +CTFR command.

### Implementation

Optional.

---

 **Note:** ML302A/ML305A/ML307A (except for ML307A-DSL/N)/ML307R/ML305U/ML305M does not support the command.



中国移动  
China Mobile

OneMO-1201

## 5.5. AT+CLCC List current calls of ME

Returns list of current calls of MT.

AT+CLCC	
Syntax	Possible Returns
Test Command <b>AT+CLCC=?</b>	OK
Execute Command <b>AT+CLCC</b>	<p>If succeed</p> <pre>[+CLCC: &lt;ccid1&gt;,&lt;dir&gt;,&lt;stat&gt;,&lt;mode&gt;,&lt;mpty&gt;[,&lt;number&gt;,&lt;type&gt;[,&lt;alpha&gt;[,&lt;priority&gt;[,&lt;CLI validity&gt;]]]]][&lt;CR&gt;&lt;LF&gt;+CLCC: &lt;ccid2&gt;,&lt;dir&gt;,&lt;stat&gt;,&lt;mode&gt;,&lt;mpty&gt;[,&lt;number&gt;,&lt;type&gt;[,&lt;alpha&gt;[,&lt;priority&gt;[,&lt;CLI validity&gt;]]]]][...]]] OK</pre> <p>If fail</p> <pre>+CME ERROR: &lt;err&gt;</pre>
Description	
Returns list of current calls of MT. If command succeeds but no calls are available, no information response is sent to TE. Refer subclause 9.2 for possible <err> values. See also AT command +CLCCS.	
Defined Values	
<p>&lt;ccidx&gt; Integer type. Call identification number as described in 3GPP TS 22.030 [19] subclause 6.5.5.1. This number can be used in +CHLD command operations. Value range is from 1 to N. N, the maximum number of simultaneous call control processes is implementation specific.</p>	
<p>&lt;dir&gt; Integer type.</p>	
0	mobile originated (MO) call
1	mobile terminated (MT) call
<p>&lt;stat&gt; Integer type (state of the call).</p>	
0	active
1	held
2	dialing (MO call)

## AT+CLCC

- 3  
    alerting (MO call)
- 4  
    incoming (MT call)
- 5  
    waiting (MT call)

**<mode>** Integer type (bearer/teleservice).<sup>15</sup>

- 0  
    voice
- 1  
    data
- 2  
    fax
- 3  
    voice followed by data, voice mode
- 4  
    alternating voice/data, voice mode
- 5  
    alternating voice/fax, voice mode
- 6  
    voice followed by data, data mode
- 7  
    alternating voice/data, data mode
- 8  
    alternating voice/fax, fax mode
- 9  
    unknown

**<mpty>** Integer type.

- 0**  
    call is not one of multiparty (conference) call parties
- 1**  
    call is one of multiparty (conference) call parties

15. ML302S/ML307S/ML302A/ML305A/ML307A only support parameters 1, 2, 3.

## AT+CLCC

**<number>** String type phone number in format specified by <type>.

**<type>** Type of address octet in integer format (refer 3GPP TS 24.008 [8] subclause 10.5.4.7).

**<alpha>** string type alphanumeric representation of <number> corresponding to the entry found in phone book; used character set should be the one selected with command select TE character set +CSCS.

**<priority>** Integer type parameter indicating the eMLPP priority level of the call, values specified in 3GPP TS 22.067 [54].

**<CLI validity>** Integer type. This parameter can provide details why <number> does not contain a calling party BCD number (refer 3GPP TS 24.008 [8] subclause 10.5.4.30). The parameter is not present for MO call types.

**0**

CLI valid

**1**

CLI has been withheld by the originator (refer 3GPP TS 24.008 [8] table 10.5.135a/3GPP TS 24.008 code "Reject by user")

**2**

CLI is not available due to interworking problems or limitations of originating network (refer 3GPP TS 24.008 [8] table 10.5.135a/3GPP TS 24.008 code "Interaction with other service")

**3**

CLI is not available due to calling party being of type payphone (refer 3GPP TS 24.008 [8] table 10.5.135a/3GPP TS 24.008 code "Coin line/payphone")


**4**

CLI is not available due to other reasons (refer 3GPP TS 24.008 [8] table 10.5.135a/3GPP TS 24.008 code "Unavailable")

When CLI is not available (<CLI validity>=2, <CLI validity>=3 or <CLI validity>=4), <number> shall be an empty string ("") and <type> value will not be significant. Nevertheless, TA may return the recommended value 128 for <type> (TON/NPI unknown in accordance with 3GPP TS 24.008 [8] subclause 10.5.4.7). When CLI has been withheld by the originator, (<CLI validity>=1) and the CLIP is provisioned with the "override category" option (refer 3GPP TS 22.081 [3] and 3GPP TS 23.081 [40]), <number> and <type> is provided. Otherwise, TA shall return the same setting for <number> and <type> as if the CLI was not available.

## Implementation

Optional. Recommended when +CHLD command is implemented. When +CDU is supported and SIP URIs are used in the MT, the AT command +CLCC is fully replaced by +CLCCS.

 **Note:** ML302A-DCLM/ML302A-GCLM/ML305A-DC/ML305A-DL/ML307A-DCLN/ML307A-GCLN/ML307R/ML305U/ML305M/ML307G-DL does not support the command.

## 5.6. AT+CPOL Preferred operator list

This command is used to edit the user preferred list of networks in the active application on the UICC(GSM or USIM) or preferred list of networks in the SIM card.

AT+CPOL	
Syntax	Possible Returns
<b>Test Command</b> <b>AT+CPOL=?</b>	+CPOL: (list of supported <index>s),(list of supported <format>s) OK
<b>Read Command</b> <b>AT+CPOL?</b>	<b>If succeed</b> +CPOL: <index1>,<format>,<oper1>[,<GSM_Act1>,<GSM_Compact_Act1>,<UTRAN_Act1>,<E-UTRAN_Act1>][+CPOL:<index2>,<format>,<oper2>[,<GSM_Act2>,<GSM_Compact_Act2>,<UTRAN_Act2>,<E-UTRAN_Act2>][. . . ] OK  <b>If fail</b> +CME ERROR: <err>
<b>Set Command</b> <b>AT</b> <b>+CPOL=&lt;index&gt;[,&lt;format&gt;[,&lt;oper&gt;[,&lt;GSM_Act&gt;,&lt;GSM_Compact_Act&gt;,&lt;UTRAN_Act&gt;,&lt;E-UTRAN_Act&gt;]]]</b>	<b>If succeed</b> OK  <b>If fail</b> +CME ERROR: <err>
<b>Description</b> <p>Execute command writes an entry in the SIM list of preferred operators (EFPLMNsel), when the SIM card is present or when the UICC is present with an active GSM application. When UICC is present with an active USIM application, execute commands writes an entry in the User controlled PLMN selector with Access Technology list (EFPLMNwAcT), only the PLMN field could be entered, the Access Technologies for each PLMN in this list is not accesible with this command (Note: new command for accessing the Access Technologies for each PLMN in this list is FFS). If &lt;index&gt; is given but &lt;oper&gt; is left out, entry is deleted. If &lt;oper&gt; is given but &lt;index&gt; is left out, &lt;oper&gt; is put in the next free location. If only &lt;format&gt; is given, the format of the &lt;oper&gt; in the read command is changed. Note: when adding preferred operator, &lt;format&gt; can only be 2. Read command returns all used entries from the active application in the UICC (GSM or USIM) user preferred list of networks or SIM card list of preferred operators. If &lt;format&gt; is 0, but there is no relevant long format alphanumeric &lt;oper&gt;, the numeric &lt;oper&gt; will be returned. Test command returns the whole index range supported by the active application in the UICC (GSM or USIM) user preferred list of networks or SIM card.</p>	
<b>Defined Values</b>	

## AT+CPOL

**<index>** Integer type; the order number of operators in the active application in the UICC (GSM or USIM) user preferred list of networks or SIM card preferred operator list.

**<format>** Integer type.

0

Long format alphanumeric <oper>

1

Short format alphanumeric <oper>

2

Numeric <oper>

**<oper>** String type. Indicates if the format is alphanumeric or numeric. (see +COPS)

**<GSM\_AcTn>** Integer type. GSM access technology.

0

Access technology not selected

1

Access technology selected

**<GSM\_Compact\_AcTn>** Integer type. GSM compact access technology.

0

Access technology not selected

1

Access technology selected

**<UTRAN\_AcTn>** Integer type. UTRAN access technology.

0

Access technology not selected

1

Access technology selected

**<E-UTRAN\_AcTn>** Integer type. E-UTRAN access technology.

0

Access technology not selected

1

Access technology selected

## Remark

ML302S/ML307S/ML302A/ML305A/ML307R/ML307A/ML307G does not support to select **<GSM\_AcTn>**, **<GSM\_Compact\_AcTn>**, **<UTRAN\_AcTn>**, **<E-UTRAN\_AcTn>** at the same time. In ML305M,

## AT+CPOL


`<GSM_AcTn>`, `<GSM_Compact_AcTn>`, `<UTRAN_AcTn>`, and `<E-UTRAN_AcTn>` are all required when writing User controlled PLMN selector with Access Technology.



## 5.7. AT+CPLS Selection of preferred PLMN list

This command is used to select one PLMN selector with Access Technology list in the SIM card or active application in the UICC (GSM or USIM), that is used by +CPOL command.

AT+CPLS	
Syntax	Possible Returns
Test command <b>AT+CPLS=?</b>	+CPLS: (list of supported <list>s) OK
Read command <b>AT+CPLS?</b>	If succeed +CPLS:<list> OK  If fail +CME ERROR: <err>
Set command <b>AT+CPLS=&lt;list&gt;</b>	If succeed OK  If fail +CME ERROR: <err>
Description	
Execute command selects a list in the SIM/USIM. Refer subclause 9.2 for possible <err> values. Read command returns the selected PLMN selector list from the SIM/USIM. Test command returns the whole index range supported lists by the SIM/USIM as a compound value.	
Defined Values	
<list> Integer type.	
<b>0</b>	User controlled PLMN selector with Access Technology EF <sub>PLMNwAcT</sub> , if not found in the SIM/UICC then PLMN preferred list EF <sub>PLMNsel</sub> (this file is only available in SIM card or GSM application selected in UICC).
<b>1</b>	Operator controlled PLMN selector with Access Technology EF <sub>OPLMNwAcT</sub> .
<b>2</b>	HPLMN selector with Access Technology EF <sub>HPLMNwAcT</sub> .
Implementation	
Optional.	


 Note: ML302S/ML307S does not support this command.



## 5.8. AT+COPN Read operator names

This command is used to read operator names.

AT+COPN	
Syntax	Possible Returns
Test Command <b>AT+COPN=?</b>	OK
Execute Command <b>AT+COPN</b>	If succeed <pre>+COPN: &lt;numeric1&gt;,&lt;alpha1&gt; +COPN: &lt;numeric2&gt;,&lt;alpha2&gt; [... ] OK</pre> If fail <pre>+CME ERROR: &lt;err&gt;</pre>
Description	
Execute command returns the list of operator names from the MT. Each operator code <numeric> that has an alphanumeric equivalent <alphan> in the MT memory shall be returned.	
Defined Values	
<numeric> String type; operator in numeric format. (See +COPS).	
<alphan> String type; operator in long alphanumeric format. (See +COPS).	
Unsolicited Result Codes	
<pre>URC1 +CALA: &lt;text&gt; URC2 +SYSSTART ALARM MODE+CALA: &lt;text&gt;</pre>	
Remark	
Execute command returns the list of operator names from the MT. Each operator code <numeric> that has an alphanumeric equivalent <alphan> in the MT memory shall be returned.	
Reference	
3GPP TS 27.007 V3.12.0	

 **Note:** ML305M does not support this command.

---

# 6. ME Control and Status Commands

This chapter describes in detail the AT commands and command formats related to ME control and status query, etc.



中国移动  
China Mobile

OneMO-1201

## 6.1. AT+CPAS Mobile equipment activity status


This command is used to query mobile equipment activity status.

AT+CPAS	
Syntax	Possible Returns
Test Command <b>AT+CPAS=?</b>	<i>+CPAS: (list of supported &lt;pas&gt;s)</i> OK
Execute Command <b>AT+CPAS</b>	If succeed <i>+CPAS: &lt;pas&gt;</i> OK  If fail <i>+CME ERROR: &lt;err&gt;</i>
Description	
<p>Execution command returns the activity status <i>&lt;pas&gt;</i> of the MT. It can be used to interrogate the MT before requesting action from the phone. Refer subclause 9.2 for possible <i>&lt;err&gt;</i> values. Test command returns values supported by the MT as a compound value.</p>	
Defined Values	
<i>&lt;pas&gt;</i> Integer type. <sup>16</sup>	
<b>0</b>	ready (MT allows commands from TA/TE)
<b>1</b>	unavailable (MT does not allow commands from TA/TE)
<b>2</b>	unknown (MT is not guaranteed to respond to instructions)
<b>3</b>	ringing (MT is ready for commands from TA/TE, but the ringer is active)
<b>4</b>	call in progress (MT is ready for commands from TA/TE, but a call is in progress)
<b>5</b>	asleep (MT is unable to process commands from TA/TE because it is in a low functionality state)
<b>6</b>	call in active
All other values below 128 are reserved by the present document.	
Implementation	

16. ML302S/ML307S does not support parameters 1, 5, 6. ML307G does not support parameters 3, 4, 6.

## AT+CPAS

Mandatory when MT can be operated from TE (refer subclause "Mobile termination control mode +CMEC").

 Note: ML305U/ML305M does not support the command.



## 6.2. AT+CFUN Set phone functionality

This command is used to set phone functionality.

AT+CFUN	
Syntax	Possible Returns
Test Command <b>AT+CFUN=?</b>	+CFUN: (list of supported <fun>s),(list of supported <rst>s) OK
Read Command <b>AT+CFUN?</b>	If Succeed +CFUN: <fun> OK  If fail +CME ERROR: <err>
Set Command <b>AT+CFUN=&lt;fun&gt;[,&lt;rst&gt;]</b>	If Succeed OK  If fail +CME ERROR: <err>
Description	
<p>Set command selects the level of functionality <b>&lt;fun&gt;</b> in the MT. Level "full functionality" is where the highest level of power is drawn. "Minimum functionality" is where minimum power is drawn. Level of functionality between these may also be specified by manufacturers. When supported by manufacturers, MT resetting with <b>&lt;rst&gt;</b> parameter may be utilized. NOTE 1: It is manufacturer specific if this command affects network registration. Command Operator Selection +COPS is used to force registration/de-registration. Read command returns the current setting of <b>&lt;fun&gt;</b>. Test command returns values supported by the MT as compound values.</p>	
Defined Values	
<b>&lt;fun&gt;</b> Integer type. <sup>17</sup>	
<b>0</b>	Minimum functionality
<b>1</b>	Full functionality
<b>4</b>	Disable phone both transmit and receive RF circuits
<b>5</b>	Disable SIM

17. ML302S/ML307S/ML305U does not support 5.

## AT+CFUN

`<rst>` Integer type. This shall be always default when `<rst>` is not given.<sup>18</sup>

**0**

Do not reset the MT before setting it to `<fun>` power level (default value)

**1**

Reset the MT before setting it to `<fun>` power level

## Implementation

Optional. When `<fun>`=128 is supported, +CSRA is required.



18. ML305U does not support `<rst>` and it will be ignored.

## 6.3. AT+CSQ Signal quality

This command be used to query the quality of the signal.

AT+CSQ	
Syntax	Possible Returns
Test Command <b>AT+CSQ=?</b>	+CSQ: (list of supported <rss>s),(list of supported <ber>s) OK
Execute Command <b>AT+CSQ</b>	If succeed +CSQ: <rss>,<ber> OK If fail +CME ERROR: <err>
Description	
Execution command returns received signal strength indication <rss> and channel bit error rate <ber> from the MT. Test command returns values supported as compound values.	
Defined Values	
<rss> Integer type.	
0	-113 dBm or less
1	-111 dBm
2..30	-109... -53 dBm
31	-51 dBm or greater
99	Not known or not detectable
<ber> Integer type (in percent). <sup>19</sup>	
0...7	As RXQUAL values in the table in GSM 05.08 [20] sub clause 8.2.4
99	Not known or not detectable

19. ML307G will always be 99.

## 6.4. AT+CESQ Extended signal quality

This command is used to query extended signal quality.

AT+CESQ	
Syntax	Possible Returns
Test Command <b>AT+CESQ=?</b>	<i>+CESQ: (list of supported &lt;rxlev&gt;s), (list of supported &lt;ber&gt;s), (list of supported &lt;rscp&gt;s), (list of supported &lt;ecno&gt;s), (list of supported &lt;rsrq&gt;s), (list of supported &lt;rsrp&gt;s)</i> OK
Execute Command <b>AT+CESQ</b>	If succeed <i>+CESQ: &lt;rxlev&gt;, &lt;ber&gt;, &lt;rscp&gt;, &lt;ecno&gt;, &lt;rsrq&gt;, &lt;rsrp&gt;</i> OK  If fail <i>+CME ERROR: &lt;err&gt;</i>
Description	
<p>Execution command returns received signal quality parameters. If the current serving cell is not a GERAN cell, &lt;rxlev&gt; and &lt;ber&gt; are set to value 99. If the current serving cell is not a UTRA FDD or UTRA TDD cell, &lt;rscp&gt; is set to 255. If the current serving cell is not a UTRA FDD cell, &lt;ecno&gt; is set to 255. If the current serving cell is not an E-UTRA cell, &lt;rsrq&gt; and &lt;rsrp&gt; are set to 255.</p>	
Defined Values	
<b>&lt;rxlev&gt;</b> Integer type; received signal strength level. (see 3GPP TS 45.008 [20] subclause 8.1.4)	
<b>0</b>	rssl < -110 dBm
<b>1</b>	-110 dBm <= rssi < -109 dBm
<b>2</b>	-109 dBm <= rssi < -108 dBm
<b>...</b>	
<b>61</b>	-50 dBm <= rssi < -49 dBm
<b>62</b>	-49 dBm <= rssi < -48 dBm
<b>63</b>	-48 dBm <= rssi
<b>99</b>	Not known or not detectable
<b>&lt;ber&gt;</b> Integer type; channel bit error rate. (in percent)	

## AT+CESQ

0..7

As RXQUAL values in the table in 3GPP TS 45.008 [20] subclause 8.2.4

99

Not known or not detectable

---

**<rscp>** Integer type; received signal code power. (see 3GPP TS 25.133 [95] subclause 9.1.1.3 and 3GPP TS25.123 [96] subclause 9.1.1.1.3)

---

0

rscp &lt; -120 dBm

1

-120 dBm &lt;= rscp &lt; -119 dBm

2

-119 dBm &lt;= rscp &lt; -118 dBm

...

94

-27 dBm &lt;= rscp &lt; -26 dBm

95

-26 dBm &lt;= rscp &lt; -25 dBm

96

-25 dBm &lt;= rscp

255

Not known or not detectable

---

**<ecno>** Integer type; ratio of the received energy per PN chip to the total received power spectral density.(see 3GPP TS 25.133 [95] subclause)

---

0

Ec/Io &lt; -24 dB

1

-24 dB &lt;= Ec/Io &lt; -23.5 dB

2

-23.5 dB &lt;= Ec/Io &lt; -23 dB

...

47

-1 dB &lt;= Ec/Io &lt; -0.5 dB

48

-0.5 dB &lt;= Ec/Io &lt; 0 dB

## AT+CESQ

49

0 dB  $\leq$  Ec/Io

255

Not known or not detectable

---

**<rsrq>** Integer type; reference signal received quality. (see 3GPP TS 36.133 [96] subclause 9.1.7)

---

0

rsrq  $<$  -19.5 dB

1

-19.5 dB  $\leq$  rsrq  $<$  -19 dB

2

-19 dB  $\leq$  rsrq  $<$  -18.5 dB

⋮

32

-4 dB  $\leq$  rsrq  $<$  -3.5 dB

33

-3.5 dB  $\leq$  rsrq  $<$  -3 dB

34

-3 dB  $\leq$  rsrq

255

Not known or not detectable

---

**<rsrp>** Integer type, reference signal received power. (see 3GPP TS 36.133 [96] subclause 9.1.4)

---

0

rsrp  $<$  -140 dBm

1

-140 dBm  $\leq$  rsrp  $<$  -139 dBm

2

-139 dBm  $\leq$  rsrp  $<$  -138 dBm

⋮

95

-46 dBm  $\leq$  rsrp  $<$  -45 dBm

96

-45 dBm  $\leq$  rsrp  $<$  -44 dBm

97

-44 dBm  $\leq$  rsrp

AT+CESQ

255

Not known or not detectable



## 6.5. AT+CCLK Real time clock

This command is used to query real time clock.

AT+CCLK	
Syntax	Possible Returns
Test Command <b>AT+CCLK=?</b>	OK
Read Command <b>AT+CCLK?</b>	If succeed +CCLK: <time> OK If fail +CME ERROR: <err>
Set Command <b>AT+CCLK=&lt;time&gt;</b>	If succeed OK If fail +CME ERROR: <err>

### Description

Set command sets the real-time clock of the MT. If setting fails in an MT error, +CME ERROR: <err> is returned. Reboot will not take effect.

### Defined Values

<time> String type value, the format is "yy/mm/dd,hh:mm:ss+zz", where characters indicate year (two last digits),month, day, hour, minutes, seconds and time zone (indicates the difference, expressed in quarters of an hour,between the local time and GMT; range -96. . . +96). E.g. 6th of Jan 2020, 22:10:00 GMT+2 hours equals to "20/01/06,22:10:00+08" .

### Remark

If MT does not support time zone information then the three last characters of <time> are not returned by +CCLK? The range of the year is from 1970 to 2069.


In ML302S/ML307S, the time set by AT+CCLK is GMT time. If the time zone is not 0, need to use AT+CTZU=3 to update to the local time of the corresponding time zone.

**Note:** ML302A/ML305A/ML307R/ML307A/ML307G: the range of the year is from 1970 to 2037, zone does not support -01/+01.

## 6.6. AT+CLAC List all available AT commands

This command is used to query all available AT commands.

AT+CLAC	
Syntax	Possible Returns
Test Command <b>AT+CLAC=?</b>	OK
Execute Command <b>AT+CLAC</b>	If succeed <AT Command1> [<AT Command2> [...]] OK  If fail +CME ERROR: <err>
Description Execution command causes the MT to return one or more lines of AT Commands.	
Defined Values <b>&lt;AT Command&gt;</b> Defines the AT command including the prefix AT. Text shall not contain the sequence 0<CR> or OK<CR>.	

 **Note:** ML302A/ML302S/ML305A/ML307A/ML307R/ML307S/ML305U/ML305M does not support this command.

## 6.7. AT+CTZU Automatic time zone update

This command is used to enable and disable automatic time zone update.

AT+CTZU	
Syntax	Possible Returns
Test Command <b>AT+CTZU=?</b>	+CTZU: (list of supported <mode>s) OK
Read Command <b>AT+CTZU?</b>	If succeed +CTZU: <mode> OK If fail +CME ERROR: <err>
Execute Command <b>AT+CTZU=&lt;mode&gt;</b>	If succeed OK If fail +CME ERROR: <err>
<b>Description</b> Set command enables and disables automatic time zone update via NITZ. If setting fails in an MT error, +CME ERROR: <err> is returned. Read command returns the current settings in the MT. Test command returns supported on- and off-values as a compound value.	
<b>Defined Values</b> <mode> Integer type.	
0	NITZ not update system time
1	NITZ update local time to system <sup>20</sup>
2	NITZ update GMT time to system <sup>21</sup>

 **Note:** ML302A/ML305A/ML307A/ML307R/ML305M/ML307G does not support the command.

20. ML302S/ML307S parameter <mode> 1 is Enable automatic time zone update via NITZ and update GMT time to URC.

21. ML302S/ML307S parameter <mode> not supported 2, and 3 is NITZ update GMT time to system. ML305U parameter <mode> not supported 2.

## 6.8. AT+CTZR Time zone report

This command is used to control the time zone change event reporting.

AT+CTZR	
Syntax	Possible Returns
Test Command <b>AT+CTZR=?</b>	+CTZR: (list of supported <reporting>s) OK
Read Command <b>AT+CTZR?</b>	If succeed +CTZR: <reporting> OK If fail +CME ERROR: <err>
Set Command <b>AT+CTZR=&lt;reporting&gt;</b>	If succeed OK If fail +CME ERROR: <err>

### Description

This set command controls the time zone change event reporting. If reporting is enabled the MT returns the unsolicited result code +CTZV: <tz>, +CTZE: <tz>,<dst>,<time>], or +CTZEU: <tz>,<dst>,<utime>] whenever the time zone is changed. The MT also provides the time zone upon network registration if provided by the network. If setting fails in an MT error, +CME ERROR: <err> is returned. Read command returns the current reporting settings in the MT. Test command returns supported <reporting> values as a compound value.

### Defined Values

<reporting> Integer type value indicating.<sup>22</sup>

0

Disable time zone change event reporting.

1

Enable time zone change event reporting by unsolicited result code +CTZV:<tz>.

2

Enable extended time zone and local time reporting by unsolicited resultcode +CTZE: <tz>,<dst>,<time>].

3

Enable extended time zone and universal time reporting by unsolicited resultcode +CTZEU: <tz>,<dst>,<utime>].

22. ML302S/ML307S does not support parameters 3.

**AT+CTZR**

**<tz>** String type value representing the sum of the local time zone (difference between the local time and GMT expressed in quarters of an hour) plus daylight saving time. The format is "zz", expressed as a fixed width, two-digit integer with the range -48 . . . +56. To maintain a fixed width, numbers in the range -9 . . . +9 are expressed with a leading zero, e.g. "-09" , "+00" and "+09" .

**<dst>** Integer type value indicating whether **<tz>** includes daylight savings adjustment.

0

**<tz>** includes no adjustment for Daylight Saving Time.

1

**<tz>** includes +1 hour (equals 4 quarters in **<tz>**) adjustment for daylight saving time.

2

**<tz>** includes +2 hours (equals 8 quarters in **<tz>**) adjustment for daylight saving time.

**<time>** String type value representing the local time. The format is "YYYY/MM/DD,hh:mm:ss", expressed as integers representing year (YYYY), month (MM), date (DD), hour (hh), minute (mm) and second (ss). The local time can be derived by the MT from information provided by the network at the time of delivering time zone information and will be present in the unsolicited result code for extended time zone and local time reporting if the universal time is provided by the network.

**<utime>** String type value representing the universal time. The format is "YYYY/MM/DD,hh:mm:ss", expressed as integers representing year (YYYY), month (MM), date (DD), hour (hh), minute (mm) and second (ss). The universal time can be provided by the network at the time of delivering time zone information and will be present in the unsolicited result code for extended time zone and universal time reporting if provided by the network.

 **Note:** ML302A/ML305A/ML307A/ML307R/ML305M does not support the command.

---

# 7. Packet Domain Commands

This chapter describes in detail the AT commands and command formats related to Packet domain control and query, etc.



## 7.1. AT+CGDCONT Define PDP context

This command is used to defined PDP context.

AT+CGDCONT	
Syntax	Possible Returns
<p>Test Command</p> <pre>AT+CGDCONT=?</pre>	<pre>+CGDCONT: (range of supported &lt;cid&gt;s),&lt;PDP_type&gt;,,,(list of supported&lt;d_comp&gt;s), (list of supported &lt;h_comp&gt;s), (list of supported &lt;IPv4AddrAlloc&gt;s), (list of supported &lt;request_type&gt;s), (list of supported &lt;PCSCF_discovery&gt;s), (list of supported &lt;IM_CN_Signalling_Flag_Ind&gt;s), (list of supported &lt;NSLPI&gt;s), (list of supported &lt;securePCO&gt;s), (list of supported &lt;IPv4_MTU_discovery&gt;s), (list of supported &lt;Local_Addr_Ind&gt;s), (list of supported &lt;NonIP_MTU_discovery&gt;s), (list of supported &lt;Reliable_Data_Service&gt;s) [&lt;CR&gt;&lt;LF&gt;]+CGDCONT: (range of supported &lt;cid&gt;s),&lt;PDP_type&gt;,,,(list of supported &lt;d_comp&gt;s), (list of supported &lt;h_comp&gt;s), (list of supported &lt;IPv4AddrAlloc&gt;s), (list of supported &lt;request_type&gt;s), (list of supported &lt;PCSCF_discovery&gt;s), (list of supported &lt;IM_CN_Signalling_Flag_Ind&gt;s), (list of supported &lt;NSLPI&gt;s), (list of supported &lt;securePCO&gt;s), (list of supported &lt;IPv4_MTU_discovery&gt;s), (list of supported &lt;Local_Addr_Ind&gt;s), (list of supported &lt;NonIP_MTU_discovery&gt;s), (list of supported &lt;Reliable_Data_Service&gt;s) [...] OK</pre>
<p>Read Command</p> <pre>AT+CGDCONT?</pre>	<p>If succeed</p> <pre>[+CGDCONT: &lt;cid&gt;,&lt;PDP_type&gt;,&lt;APN&gt;,&lt;PDP_addr&gt;,&lt;d_comp&gt;,&lt;h_comp&gt;[,&lt;IPv4AddrAlloc&gt;[,&lt;request_type&gt;[,&lt;PCSCF_discovery&gt;[,&lt;IM_CN_Signalling_Flag_Ind&gt;[,&lt;NSLPI&gt;[,&lt;securePCO&gt;[,&lt;IPv4_MTU_discovery&gt;[,&lt;Local_Addr_Ind&gt;[,&lt;NonIP_MTU_discovery&gt;[,&lt;Reliable_Data_Service&gt;]]]]]]]]] [&lt;CR&gt;&lt;LF&gt;+CGDCONT: &lt;cid&gt;,&lt;PDP_type&gt;,&lt;APN&gt;,&lt;PDP_addr&gt;,&lt;d_comp&gt;,&lt;h_comp&gt;[,&lt;IPv4AddrAlloc&gt;[,&lt;request_type&gt;[,&lt;PCSCF_discovery&gt;[,&lt;IM_CN_Signalling_Flag_Ind&gt;[,&lt;NSLPI&gt;[,&lt;securePCO&gt;[,&lt;IPv4_MTU_discovery&gt;[,&lt;Local_Addr_Ind&gt;[,&lt;NonIP_MTU_discovery&gt;[,&lt;Reliable_Data_Service&gt;]]]]]]]]] [...] OK</pre> <p>If fail</p> <pre>+CME ERROR: &lt;err&gt;</pre>
<p>Set Command</p> <pre>AT +CGDCONT=&lt;cid&gt;[,&lt;PDP_type&gt;[,&lt;APN&gt;[,&lt;PDP_addr&gt;[,&lt;d_comp&gt;[,&lt;h_comp&gt;[,&lt;IPv4AddrAlloc&gt;[,&lt;request_type&gt;[,&lt;PCSCF_discovery&gt;[,&lt;IM_CN_Signalling_Flag_Ind&gt;[,&lt;NSLPI&gt;[,&lt;securePCO&gt;[,&lt;I</pre>	<p>If succeed</p> <pre>OK</pre> <p>If fail</p> <pre>+CME ERROR: &lt;err&gt;</pre>



## AT+CGDCONT

Transfer of Non-IP data to external packet data network (see 3GPP TS 23.401 [82])<sup>25</sup>

**<APN>** String type;(Access Point Name) a string parameter which is a logical name that is used to select the GGSN or the external packet data network. If the value is null or omitted, then the subscription value will be requested.

**<PDP\_addr>** <sup>26</sup>String type; a string parameter that identifies the MT in the address space applicable to the PDP. If the value is null or omitted, then a value may be provided by the TE during the PDP start up procedure or, failing that, a dynamic address will be requested. The read form of the command will continue to return the null string even if an address has been allocated during the PDP start up procedure. The allocated address may be read using the +CGPADDR command.<sup>27</sup>

**<d\_comp>** Integer type; a numeric parameter that controls PDP data compression (applicable for SNDCP only) (refer 3GPP TS 04.65 [59]); other values are reserved.

0

Off (default if value is omitted)

1

On (manufacturer preferred compression)

2

V.42bis

3

V.44bis

**<h\_comp>** Integer type; a numeric parameter that controls PDP header compression (refer 3GPP TS 04.65[59]); other values are reserved.

0

Off (default if value is omitted)

1

On (manufacturer preferred compression)

2

RFC1144

3

RFC2507

4

RFC3095

**<IPv4AddrAlloc>** Integer type; controls how the MT/TA requests to get the IPv4 address information.<sup>28</sup>

25. Only IP, IPV6, IPV4V6 and Non-IP values are supported for EPS services.

26. ML302A/ML305A/ML307A/ML307R does not support the configuration of **<PDP\_addr>**.

27. The value of this parameter is ignored with the set command. The parameter is included in the set command for backwards compatibility reasons only.

28. ML302A/ML305A/ML307A/ML307R/ML305U does not support the configuration of **<IPv4AddrAlloc>**.

## AT+CGDCONT

0

IPv4 address allocation through NAS signalling(default if value is omitted)

1

IPv4 address allocated through DHCP

**<request\_type>**<sup>29</sup> Integer type; indicates the type of PDP context activation request for the PDP context, see 3GPP TS 24.301 [83] (subclause 6.5.1.2) and 3GPP TS 24.008 [8] (subclause 10.5.6.17). If the initial PDP context is supported (see subclause 10.1.0) it is not allowed to assign **<cid>**=0 for emergency bearer services. According to 3GPP TS 24.008 [8] (subclause 4.2.4.2.2 and subclause 4.2.5.1.4) and 3GPP TS 24.301 [83] (subclause 5.2.2.3.3 and subclause 5.2.3.2.2), a separate PDP context must be established for emergency bearer services.<sup>30</sup>

0

PDP context is for new PDP context establishment or for handover from a non-3GPP access network (how the MT decides whether the PDP context is for new PDP context establishment or for handover is implementation specific)

1

PDP context is for emergency bearer services

2

PDP context is for new PDP context establishment(default if value is omitted)

3

PDP context is for handover from a non-3GPP access network

4

PDP context is for handover of emergency bearer services from a non-3GPP access network

**<PCSCF\_discovery>** Integer type; influences how the MT/TA requests to get the P-CSCF address, see 3GPP TS 24.229 [89] annex B and annex L.<sup>31</sup>

0

Preference of P-CSCF address discovery not influenced by +CGDCONT(default if value is omitted)

1

Preference of P-CSCF address discovery through NAS signalling

2

Preference of P-CSCF address discovery through DHCP

**<IM\_CN\_Signalling\_Flag\_Ind>** Integer type; indicates to the network whether the PDP context is for IM CN subsystem-related signalling only or not.<sup>32</sup>

0

29. ML302S/ML307S/ML302A/ML305A/ML307A /ML307R/ML305U does not support the configuration of **<request\_type>**.

30. If the PDP context for emergency bearer services is the only activated context, only emergency calls are allowed, see 3GPP TS 23.401 [82] subclause 4.3.12.9.

31. ML302A/ML305A/ML307A/ML307R/ML305U does not support the configuration of **<PCSCF\_discovery>**.

32. ML302A/ML305A/ML307A/ML307R/ML305U does not support the configuration of **<IM\_CN\_Signalling\_Flag\_Ind>**.

**AT+CGDCONT**

UE indicates that the PDP context is not for IM CN subsystem-related signalling only(default if value is omitted)

**1**

UE indicates that the PDP context is for IM CN subsystem-related signalling only

**<NSLPI>** Integer type; indicates the NAS signalling priority requested for this PDP context.<sup>33</sup>

**0**

indicates that this PDP context is to be activated with the value for the low priority indicator configured in the MT.(default if value is omitted)

**1**

indicates that this PDP context is to be activated with the value for the low priority indicator set to "MS is not configured for NAS signalling low priority".<sup>34</sup>

**<securePCO>** Integer type. Specifies if security protected transmission of PCO is requested or not (applicable for EPS only, see 3GPP TS 23.401 [82] subclause 6.5.1.2).<sup>35</sup>

**0**

Security protected transmission of PCO is not requested (default if value is omitted)

**1**

Security protected transmission of PCO is requested

**<IPv4\_MTU\_discovery>** Integer type; influences how the MT/TA requests to get the IPv4 MTU size, see 3GPP TS 24.008 [8] subclause 10.5.6.3.<sup>36</sup>

**0**

Preference of IPv4 MTU size discovery not influenced by +CGDCONT(default if value is omitted)

**1**

Preference of IPv4 MTU size discovery through NAS signalling

**<Local\_Addr\_Ind>** Integer type; indicates to the network whether or not the MS supports local IP address in TFTs (see 3GPP TS 24.301 [83] and 3GPP TS 24.008 [8] subclause 10.5.6.3).<sup>37</sup>

**0**

indicates that the MS does not support local IP address in TFTs(default if value is omitted)

**1**

indicates that the MS supports local IP address in TFTs

**<Non-IP\_MTU\_discovery>** Integer type; influences how the MT/TA requests to get the Non-IP MTU size, see 3GPP TS 24.008 [8] subclause 10.5.6.3.<sup>38</sup>

**0**

33. ML302S/ML307S/ML302A/ML305A/ML307A/ML307R/ML305U/ML305M does not support this parameter.

34. The MT utilises the provide NSLPI information as specified in 3GPP TS 24.301 [83] and 3GPP TS 24.008 [8].

35. ML302S/ML307S/ML302A/ML305A/ML307A/ML307R/ML305U/ML305M/ML307G does not support this parameter.

36. ML302S/ML307S/ML302A/ML305A/ML307A/ML307R/ML305U/ML305M/ML307G does not support this parameter.

37. ML302S/ML307S/ML302A/ML305A/ML307A/ML307R/ML305U/ML305M/ML307G does not support this parameter.

38. ML302S/ML307S/ML302A/ML305A/ML307A/ML307R/ML305U/ML305M/ML307G does not support this parameter.

**AT+CGDCONT**

Preference of Non-IP MTU size discovery not influenced by +CGDCONT(default if value is omitted)

**1**

Preference of Non-IP MTU size discovery through NAS signalling

**<Reliable\_Data\_Service>** Integer type; indicates whether the UE is using Reliable Data Service for a PDN connection or not, see 3GPP TS 24.301 [83] and 3GPP TS 24.008 [8] subclause 10.5.6.3.<sup>39</sup>

**0**

Reliable Data Service is not being used for the PDN connection (default if value is omitted)

**1**

Reliable Data Service is being used for the PDN connection

 **Note:**

ML302A/ML305A/ML307A/ML307R/ML307G, changes on CID1 cannot be saved after power-off;  
In ML305M, cid1 is default config of PDP context, and other cids take effect only after configuration by user;  
Can't delete cid if it's the only PDP context in ML305M.

39. ML302S/ML307S/ML302A/ML305A/ML307A/ML307R/ML305U/ML305M/ML307G does not support this parameter.

## 7.2. AT+CGTFT Traffic flow template

This command allows the TE to specify a Packet Filter – PF for a Traffic Flow Template – TFT that is used in the GGSN in UMTS/GPRS and Packet GW in EPS for routing of packets onto different QoS flows towards the TE.

AT+CGTFT	
Syntax	Possible Returns
<b>Test Command</b> <b>AT+CGTFT=?</b>	<p>+CGTFT: &lt;PDP_type&gt;, (list of supported &lt;packet filter identifier&gt;s), (list of supported &lt;evaluation precedence index&gt;s), (list of supported &lt;remote address and subnet mask&gt;s), (list of supported &lt;protocol number (ipv4) / next header (ipv6)&gt;s), (list of supported &lt;local port range&gt;s), (list of supported &lt;remote port range&gt;s), (list of supported &lt;ipsec security parameter index (spi)&gt;s), (list of supported &lt;type of service (tos) (ipv4) and mask / traffic class (ipv6) and mask&gt;s), (list of supported &lt;flow label (ipv6)&gt;s), (list of supported &lt;direction&gt;s), (list of supported &lt;local address and subnet mask&gt;s)</p> <p>OK</p>
<b>Read Command</b> <b>AT+CGTFT?</b>	<p>If succeed</p> <p>[+CGTFT: &lt;cid&gt;, &lt;packet filter identifier&gt;, &lt;evaluation precedence index&gt;, &lt;remote address and subnet mask&gt;, &lt;protocol number (ipv4) / next header (ipv6)&gt;, &lt;local port range&gt;, &lt;remote port range&gt;, &lt;ipsec security parameter index (spi)&gt;, &lt;type of service (tos) (ipv4) and mask / traffic class (ipv6) and mask&gt;, &lt;flow label (ipv6)&gt;, &lt;direction&gt;, &lt;local address and subnet mask&gt;] [&lt;CR&gt;&lt;LF&gt;+CGTFT: &lt;cid&gt;, &lt;packet filter identifier&gt;, &lt;evaluation precedence index&gt;, &lt;remote address and subnet mask&gt;, &lt;protocol number (ipv4) / next header (ipv6)&gt;, &lt;local port range&gt;, &lt;remote port range&gt;, &lt;ipsec security parameter index (spi)&gt;, &lt;type of service (tos) (ipv4) and mask / traffic class (ipv6) and mask&gt;, &lt;flow label (ipv6)&gt;, &lt;direction&gt;, &lt;local address and subnet mask&gt;[...]]</p> <p>OK</p> <p>If fail</p> <p>+CME ERROR: &lt;err&gt;</p>
<b>Set Command</b> <b>AT+CGTFT=&lt;cid&gt;[,&lt;packet filter identifier&gt;,&lt;evaluation precedence index&gt;[,&lt;remote address and subnet mask&gt;[,&lt;protocol number (ipv4) / next header (ipv6)&gt;[,&lt;local port range&gt;[,&lt;remote port range&gt;[,&lt;ipsec security parameter index (spi)&gt;[,&lt;type of service (tos) (ipv4) and mask / traffic class (ipv6) and</b>	<p>If succeed</p> <p>OK</p> <p>If fail</p> <p>+CME ERROR: &lt;err&gt;</p>

## AT+CGTFT

```
mask> [, <flow label
(ipv6)> [, <direction> [, <local
address and subnet
mask> ]]]]]]]]]]]
```

## Description

The set command specifies a Packet Filter that is to be added to the TFT stored in the MT and used for the context identified by the (local) context identification parameter, <cid>. The specified TFT will be stored in the GGSN in UMTS/GPRS and Packet GW in EPS only at activation or MS-initiated modification of the related context. Since this is the same parameter that is used in the +CGDCONT and +CGDSCONT commands, the +CGTFT command is effectively an extension to these commands. The Packet Filters consist of a number of parameters, each of which may be set to a separate value. A special form of the set command, +CGTFT=<cid> causes all of the Packet Filters in the TFT for context number <cid> to become undefined. At any time, there may exist only one PDP context with no associated TFT amongst all PDP contexts associated to one PDP address. At an attempt to delete a TFT, which would violate this rule, an ERROR or +CME ERROR response is returned. Extended error responses are enabled by the +CMEE command. The read command returns the current settings for all Packet Filters for each defined context. The test command returns values supported as compound values. If the MT supports several PDP types, the parameter value ranges for each PDP type are returned on a separate line. TFTs shall be used for PDP-type IP and PPP only. For PDP-type PPP a TFT is applicable only when IP traffic is carried over PPP. If PPP carries header-compressed IP packets, then a TFT cannot be used.

## Defined Values

**<cid>** Integer type; which specifies a particular PDP context definition. The parameter is local to the TE-MT interface and is used in other PDP context-related commands. The range of permitted values (minimum value = 1) is returned by the test form of the command. Note: The <cid>s for network-initiated PDP contexts will have values outside the ranges indicated for the <cid> in the test form of the commands +CGDCONT and +CGDSCONT.

**<PDP\_type>** String type; specifies the type of packet data protocol (see the +CGDCONT command).

**<packet filter identifier>** Integer type; value range is from 1 to 16.

**<evaluation precedence index>** Integer type; value range is from 0 to 255.

**<remote address and subnet mask>** String type; the string is given as dot-separated numeric (0-255) parameters on the form: "a1.a2.a3.a4.m1.m2.m3.m4" for IPv4 or for IPv6. | When +CGPIAF is supported, its settings can influence the format of this parameter returned with the read form of +CGTFT.

**<protocol number (ipv4) / next header (ipv6)>** Integer type; value range is from 0 to 255.

**<local port range>** String type; the string is given as dot-separated numeric (0-65535) parameters on the form "f.t" .

**<remote port range>** String type; the string is given as dot-separated numeric (0-65535) parameters on the form "f.t" .

## AT+CGTFT

**<ipsec security parameter index (spi)>** Integer type; numeric value in hexadecimal format. The value range is from 00000000 to FFFFFFFF.

**<type of service (tos) (ipv4) and mask / traffic class (ipv6) and mask>** String type; the string is given as dot-separated numeric (0–255) parameters on the form “t.m” .

**<flow label (ipv6)>** Numeric value in hexadecimal format. The value range is from 00000 to FFFFF. Valid for IPv6 only.

**<direction>** Integer type. Specifies the transmission direction in which the packet filter shall be applied.

**0**

Pre-Release 7 TFT filter (see 3GPP TS 24.008 [8], table 10.5.162)

**1**

Uplink

**2**

Downlink

**3**

Birectional (Up & Downlink)

**<local address and subnet mask>** String type; the string is given as dot-separated numeric(0–255) parameters on the form: “a1.a2.a3.a4.m1.m2.m3.m4” for IPv4 or “a1.a2.a3.a4.a5.a6.a7.a8.a9.a10.a11.a12.a13.a14.a15.a16 .m1.m2.m3.m4.m5.m6.m7.m8.m9.m10.m11.m12.m13.m14.m15.m16” , for IPv6. When +CGPIAF is supported, its settings can influence the format of this parameter returned with the read form of +CGTFT.<sup>40</sup>

## Remark

Some of the above listed attributes may coexist in a Packet Filter while others mutually exclude each other, the possible combinations are shown in 3GPP TS 23.060 [47].

40. ML305M does not support this parameter.

## 7.3. AT+CGATT Attachment or detachment of PS

This command is used to attach or detach the MT from the Packet Domain service.

AT+CGATT	
Syntax	Possible Returns
Test Command <b>AT+CGATT=?</b>	+CGATT: (list of supported <state>s) OK
Read Command <b>AT+CGATT?</b>	If succeed +CGATT: <state> OK If fail +CME ERROR: <err>
Set Command <b>AT+CGATT=&lt;state&gt;</b>	If succeed OK If fail +CME ERROR: <err>
Description	
<p>The execution command is used to attach the MT to, or detach the MT from, the Packet Domain service. After the command has completed, the MT remains in V.250 command state. If the MT is already in the requested state, the command is ignored and the OK response is returned. If the requested state cannot be achieved, an ERROR or +CME ERROR response is returned. Extended error responses are enabled by the +CMEE command. NOTE 1: If the initial PDP context is supported, the context with &lt;cid&gt;=0 is automatically defined at startup. Any active PDP contexts will be automatically deactivated when the attachment state changes to detached. The read command returns the current Packet Domain service state. The test command is used for requesting information on the supported Packet Domain service states. NOTE 2: This command has the characteristics of both the V.250 action and parameter commands. Hence it has the read form in addition to the execution/set and test forms.</p>	
Defined Values	
<p>&lt;state&gt; Integer type; indicates the state of PS attachment.</p>	
0	Detached
1	Attached

## 7.4. AT+CGACT Activate or deactivate PDP context

This command is used to activate or deactivate the specified PDP context (s).

AT+CGACT	
Syntax	Possible Returns
Test Command <b>AT+CGACT=?</b>	+CGACT: (list of supported <state>s) OK
Read Command <b>AT+CGACT?</b>	If succeed +CGACT: <cid>, <state> OK If fail +CME ERROR: <err>
Set Command <b>AT            +CGACT=&lt;state&gt;[,&lt;cid&gt;[,&lt;cid&gt;[,&lt;cid&gt;]]]</b>	If succeed OK If fail +CME ERROR: <err>
Description	

The execution command is used to activate or deactivate the specified PDP context (s). After the command has completed, the MT remains in V.250 command state. If any PDP context is already in the requested state, the state for that context remains unchanged. If the requested state for any specified context cannot be achieved, an ERROR or +CME ERROR response is returned. Extended error responses are enabled by the +CMEE command. If the MT is not PS attached when the activation form of the command is executed, the MT first performs a PS attach and then attempts to activate the specified contexts. If the attach fails then the MT responds with ERROR or, if extended error responses are enabled, with the appropriate failure-to-attach error message. For EPS, if an attempt is made to disconnect the last PDN connection, then the MT responds with ERROR or, if extended error responses are enabled, a +CME ERROR.

NOTE: If the initial PDP context is supported, the context with <cid>=0 is automatically defined at startup. For EPS, the activation request for an EPS bearer resource will be answered by the network by either an EPS dedicated bearer activation or EPS bearer modification request. The request must be accepted by the MT before the PDP context can be set in to established state. For 5GS, the command is used to request or delete the specified QoS flow. The request for a specific QoS flow will be answered by the network by a PDU session establishment accept message or a PDU session modification command message. The PDU session establishment accept message or a PDU session modification command message must be accepted by the MT before the QoS flow can be set to active state. If no <cid>s are specified the activation form of the command activates all defined non-emergency contexts. If no <cid>s are specified the deactivation form of the command deactivates all active contexts. The read command returns the current activation states for all the defined PDP contexts. The test command is used for requesting

**AT+CGACT**

information on the supported PDP context activation states. NOTE: This command has the characteristics of both the V.250 action and parameter commands. Hence it has the read form in addition to the execution/set and test forms.

## Defined Values

**<state>** Integer type; State indicates the state of PS attachment. Other values are reserved and will result in an ERROR response to the execution command.

**0**

Deactivated

**1**

Activated

**<cid>** Integer type; a numeric parameter which specifies a particular PDP context definition (see the +CGDCONT and +CGDSCONT commands). Range from 1 to 7.<sup>41</sup>

## Remark

Before activating, use command **AT+CGATT=1** first to attach to the network. Currently, only 3 active PDP contexts are allowed to exist simultaneously. So the number of cid in this command is limited to 3. And if you have defined more than 3 cids with command **AT+CGDCONT**, only the first 3 will be acted on when you use **AT+CGACT=1** to activate all cids.<sup>42</sup>

**i** Note:

ML302A/ML305A/ML307A/ML307R/ML307G must activate at least one PDP context;  
ML305M not support AT+CGACT=0 to deactivate all PDP context;  
ML305M not support deactivated cid which is the last PDP context, so must keep at least one PDP context is activated.

41. ML302S/ML307S/ML302A/ML305A/ML307A/ML307R support the range of **<cid>** from 1 to 7 and 9 to 15, but only supports saving up to 8 PDP contexts at the same time (include cid8). ML307G support the range of **<cid>** from 1 to 5. ML305U support the range of **<cid>** from 1 to 7. ML305M support the range of **<cid>** from 1 to 8.

42. ML302S/ML307S/ML302A/ML305A/ML307A/ML307R/ML307G does not support AT+CGACT=1 to activate all cids.

## 7.5. AT+CGPADDR Show PDP address

This command is used to show PDP address.

AT+CGPADDR	
Syntax	Possible Returns
Test Command <pre>AT+CGPADDR=?</pre>	<pre>+CGPADDR: (list of defined &lt;cid&gt;s) OK</pre>
Set Command <pre>AT +CGPADDR[=&lt;cid&gt;[,&lt;cid&gt;[,... ]]]</pre>	If succeed <pre>[+CGPADDR: &lt;cid&gt;,&lt;PDP_addr1&gt;[,&lt;PDP_addr2&gt;] +CGPADDR: &lt;cid&gt;,&lt;PDP_addr1&gt;[,&lt;PDP_addr2&gt;] [...]] OK</pre> If fail <pre>+CME ERROR: &lt;err&gt;</pre>

### Description

The execution command returns a list of PDP addresses for the specified context identifiers. If no **<cid>** is specified, the addresses for all defined contexts are returned. The test command returns a list of defined **<cid>s**.

### Defined Values

**<cid>** Integer type; a numeric parameter which specifies a particular PDP context definition (see the +CGDCONT and +CGDSCONT commands). If no **<cid>** is specified, the addresses for all defined contexts are returned.

**<PDP\_address1>** and **<PDP\_address2>** String type. The string is given as dot-separated numeric (0-255) parameter of the form:a1.a2.a3.a4 for IPv4 and the string is given as colon-separated numeric (0-FFFF) parameter of the form:a1:a2:a3:a4:a5:a6:a7:a8 for IPv6. When +CGPIAF is supported, its settings can influence the format of the IPv6 address in parameter **<PDP\_address1>** or **<PDP\_address2>** returned with the execute form of +CGPADDR.

A string that identifies the MT in the address space applicable to the PDP. The address may be static or dynamic. For a static address, it will be the one set by the +CGDCONT and +CGDSCONT commands when the context was defined. For a dynamic address it will be the one assigned during the last PDP context activation that used the context definition referred to by **<cid>**. Both **<PDP\_address1>** and **<PDP\_address2>** are omitted if none is available. Both **<PDP\_address1>** and **<PDP\_address2>** are included when both IPv4 and IPv6 addresses are assigned, with **<PDP\_address1>** containing the IPv4 address and **<PDP\_address2>** containing the IPv6 address. In dual-stack terminals (**<PDP\_type>** IPV4V6), the IPv6 address will be provided in **<PDP\_address2>**. For terminals with a single IPv6 stack (**<PDP\_type>** IPV6) or due to backwards compatibility, the IPv6 address can be provided in parameter **<PDP\_address1>**.<sup>43</sup>

43. In ML302S/ML307S/ML302A/ML305A/ML307A/ML307R/ML305U, the ip and dns addresses in ipv6 format are not affected by the +CGPIAF command. ML305M does not support command AT+CGPIAF currently.

**AT+CGPADDR**

## Example

In dual-stack terminals(<PDP\_type> IP):

```
AT+CGPADDR=0  
+CGPADDR: 0,"10.89.2.181"  
OK
```

In dual-stack terminals(<PDP\_type> IPV4V6):

```
AT+CGPADDR=0  
+CGPADDR: 0,"10.54.228.217","2409:8D80:6021:A18::1"  
OK
```



## 7.6. AT+CGCLASS GPRS mobile station class

This command is used to set GPRS mobile station class.

AT+CGCLASS	
Syntax	Possible Returns
Test Command <b>AT+CGCLASS=?</b>	+CGCLASS: (list of supported <class>s) OK
Read Command <b>AT+CGCLASS?</b>	If succeed +CGCLASS: <class> OK If fail +CME ERROR: <err>
Set Command <b>AT+CGCLASS=&lt;class&gt;</b>	If succeed OK If fail +CME ERROR: <err>

### Description

The set command is used to set the MT to operate according to the specified mode of operation, see 3GPP TS 23.060 [47]. If the requested mode of operation is not supported, an ERROR or +CME ERROR response is returned. Extended error responses are enabled by the +CMEE command. The read command returns the mode of operation set by the TE, independent of the current serving cell capability and independent of the current serving cell Access Technology. If no value has been set by the TE previously, the return value shall be the highest mode of operation that can be supported by the MT. The test command is used for requesting information on the supported MT modes of operation as a compound value.

### Defined Values

**<class>** String type; a string parameter which indicates the mode of operation.

#### **B**

Class-B mode of operation (A/Gb mode), (not applicable in lu mode). It means that the MT would operate PS and CS services but not simultaneously.

#### **CG**

Class-C mode of operation in PS only mode (A/Gb mode), or PS mode of operation (lu mode). It means that the MT would only operate PS services.

Note: Other values are reserved and will result in an ERROR response to the set command. If the MT is attached to the PS domain when the set command is issued with a <class> = CC specified, a PS detach shall be performed by the MT.

 Note: ML302A/ML305A/ML307A/ML307R/ML305U/ML305/ML307G does not support this command.



## 7.7. AT+CGEREP Packet domain event reporting

This command is used to set packet domain event reporting.

AT+CGEREP	
Syntax	Possible Returns
Test Command <b>AT+CGEREP=?</b>	+CGEREP: (list of supported <mode>s),(list of supported <bfr>s) OK
Read Command <b>AT+CGEREP?</b>	If succeed +CGEREP: <mode>,<bfr> OK If fail +CME ERROR: <err>
Set Command <b>AT+CGEREP=&lt;mode&gt;[,&lt;bfr&gt;]</b>	If succeed OK If fail +CME ERROR: <err>

### Description

Set command enables or disables sending of unsolicited result codes, +CGEV: XXX from MT to TE in the case of certain events occurring in the Packet Domain MT or the network. **<mode>** controls the processing of unsolicited result codes specified within this command. **<bfr>** controls the effect on buffered codes when **<mode>** 1 or 2 is entered. If a setting is not supported by the MT, ERROR or +CME ERROR: is returned. Read command returns the current mode and buffer settings. Test command returns the modes and buffer settings supported by the MT as compound values.

### Defined Values

**<mode>** Integer type.

**0**

Buffer unsolicited result codes in the MT; if MT result code buffer is full, the oldest ones can be discarded. No codes are forwarded to the TE.

**1**

Discard unsolicited result codes when MT TE link is reserved (e.g. in on line data mode); otherwise forward them directly to the TE.

**2**

Buffer unsolicited result codes in the MT when MT-TE link is reserved (e.g. in on-line data mode) and flush them to the TE when MT-TE link becomes available; otherwise forward them directly to the TE.

**<bfr>** Integer type.

## AT+CGEREP

**0**

MT buffer of unsolicited result codes defined within this command is cleared when `<mode> 1` or `2` is entered.

**1**

MT buffer of unsolicited result codes defined within this command is flushed to the TE when `<mode> 1` or `2` is entered (OK response shall be given before flushing the codes).

## Unsolicited Result Codes

**URC1**

+CGEV: REJECT `<PDP_type>`, `<PDP_addr>` A network request for PDP context activation occurred when the MT was unable to report it to the TE with a +CRING unsolicited result code and was automatically rejected.

**URC2**

+CGEV: NW REACT `<PDP_type>`, `<PDP_addr>`, [`<cid>`] The network has requested a context reactivation. The `<cid>` that was used to reactivate the context is provided if known to the MT.

**URC3**

+CGEV: NW DEACT `<PDP_type>`, `<PDP_addr>`, [`<cid>`] The network has forced a context deactivation. The `<cid>` that was used to activate the context is provided if known to the MT.

**URC4**

+CGEV: ME DEACT `<PDP_type>`, `<PDP_addr>`, [`<cid>`] The mobile termination has forced a context deactivation. The `<cid>` that was used to activate the context is provided if known to the MT.

**URC5**

+CGEV: NW DETACH The network has forced a PS detach. This implies that all active contexts have been deactivated. These are not reported separately.

**URC6**

+CGEV: ME DETACH The mobile termination has forced a PS detach. This implies that all active contexts have been deactivated. These are not reported separately.

**URC7**

+CGEV: NW CLASS `<class>` The network has forced a change of UE class. The highest available class is reported (see +CGCLASS). . .

**URC8**

+CGEV: ME CLASS `<class>` The mobile termination has forced a change of UE class. The highest available class is reported (see +CGCLASS).

**Note:**

ML302A/ML305A/ML307A/ML307R/ML307G, `<bfr>` is invalid and will be set to 0 when `<mode> 0` is entered;

ML305M does not support this command.

## 7.8. AT+CGREG Network registration status

This command is used to set and show the register information of MT and the position information of the MT.

AT+CGREG	
Syntax	Possible Returns
Test Command <b>AT+CGREG=?</b>	+CGREG: (list of supported <n>s) OK
Read Command <b>AT+CGREG?</b>	If succeed +CGREG: <n>,<stat>[[<lac>],[<ci>],[<AcT>],[<rac>],[<cause_type>,<reject_cause>]] OK If fail +CME ERROR: <err>
Set Command <b>AT+CGREG=&lt;n&gt;</b>	If succeed OK If fail +CME ERROR: <err>
Description	

The set command controls the presentation of an unsolicited result code +CGREG: <stat> when <n>=1 and there is a change in the MT's GPRS network registration status in GERAN/UTRAN, or unsolicited result code +CGREG: <stat>[[<lac>],[<ci>],[<AcT>],[<rac>]] when <n>=2 and there is a change of the network cell in GERAN/UTRAN. The parameters <AcT>, <lac>, <rac> and <ci> are provided only if available. The value <n>=3 further extends the unsolicited result code with [,<cause\_type>,<reject\_cause>], when available, when the value of <stat> changes. If the UE wants to apply PSM for reducing its power consumption, see +CPSMS command and 3GPP TS 23.682 [149], the set command controls the presentation of an unsolicited result code +CGREG: <stat>[[<lac>],[<ci>],[<AcT>],[<rac>],[<cause\_type>],[<reject\_cause>],[<Active-Time>],[<Periodic-RAU>],[<GPRS-READY-timer>]]]. When <n>=4 the unsolicited result code will provide the UE with additional information for the Active Time value, the extended periodic RAU value and the GPRS READY timer value if there is a change of the network cell in GERAN/UTRAN. The value <n>=5 further enhances the unsolicited result code with <cause\_type> and <reject\_cause> when the value of <stat> changes. The parameters <AcT>, <lac>, <rac>, <ci>, <cause\_type>, <reject\_cause>, <Active-Time>, <Periodic-RAU> and <GPRS-READY-timer> are provided only if available. Refer subclause 9.2 for possible <err> values. NOTE 1: If the GPRS MT also supports one or more of the circuit mode services in GERAN/UTRAN, EPS services in E-UTRAN or 5G services in NG-RAN, the +CREG command and +CREG: result codes, the +CEREG command and +CEREG: result codes and the +C5GREG command and +C5GREG: result codes apply to the registration status and location information for those services. The read command returns the status of result code presentation and an integer <stat> which shows whether the

## AT+CGREG

network has currently indicated the registration of the MT. Location information elements <lac>, <ci>, <AcT> and <rac>, if available, are returned only when <n>=2 and MT is registered in the network. The parameters [<cause\_type>,<reject\_cause>], if available, are returned when <n>=3. Test command returns values supported as a compound value.

## Defined Values

<n> Integer type.

0

Disable network registration unsolicited result code.

1

Enable network registration unsolicited result code +CGREG: <stat>

2

Enable network registration and location information unsolicited result code +CGREG:<stat>,[<lac>],[<ci>],[<AcT>]]

3

Enable network registration, location information and GMM cause value information unsolicited result code +CGREG: <stat>,[<lac>],[<ci>],[<AcT>],[<cause\_type>,<reject\_cause>]]

<stat> Integer type.

0

Not registered, MT is not currently searching an operator to register to. The UE is in GMM state GMM-NUL or GMM-DEREGISTERED-INITIATED. The GPRS service is disabled, the UE is allowed to attach for GPRS if requested by the user.

1

Registered, home network. The UE is in GMM state GMM-REGISTERED or GMM-ROUTING-AREA-UPDATING-INITIATED on the home PLMN.

2

Not registered, but MT is currently trying to attach or searching an operator to register to. The UE is in GMM state GMM-DEREGISTERED or GMM-REGISTERED-INITIATED. The GPRS service is enabled, but an allowable PLMN is currently not available. The UE will start a GPRS attach as soon as an allowable PLMN is available.

3

Registration denied. The UE is in GMM state GMM-NUL. The GPRS service is disabled, the UE is not allowed to attach for GPRS if requested by the user.

4

Unknown

5

Registered, roaming. The UE is in GMM state GMM-REGISTERED or GMM-ROUTING-AREA-UPDATING-INITIATED on a visited PLMN.

6

Registered for "SMS only", home network (not applicable)

## AT+CGREG

7

Registered for "SMS only", roaming (not applicable)

8

Attached for emergency bearer services only (see NOTE 2) (applicable only when &lt;Act&gt; indicates 2,4,5,6)

9

Registered for "CSFB not preferred", home network (not applicable)

10

Registered for "CSFB not preferred", roaming (not applicable)

NOTE 2: 3GPP TS 24.008 [8] and 3GPP TS 24.301 [83] specify the condition when the MT is considered as attached for emergency bearer services.

<lac> String type; two-byte location area code in hexadecimal format (e.g. "00C3" equals 195 in decimal).

<ci> String type; two-byte cell ID in hexadecimal format.

<Act> Integer type; indicates the access technology of the serving cell.

0

GSM

1

GSM Compact

2

UTRAN

3

GSM w/EGPRS (see NOTE 3)

4

UTRAN w/HSDPA (see NOTE 4)

5

UTRAN w/HSUPA (see NOTE 4)

6

UTRAN w/HSDPA and HSUPA (see NOTE 4)

7

E-UTRAN (not applicable)

NOTE 3: 3GPP TS 44.018 [156] specifies the System Information messages which give the information about whether the serving cell supports EGPRS.

NOTE 4: 3GPP TS 25.331 [74] specifies the System Information blocks which give the information about whether the serving cell supports HSDPA or HSUPA.

<cause\_type> Integer type; indicates the type of <reject\_cause>.

0

## AT+CGREG

Indicates that *<reject\_cause>* contains a GMM cause value, see 3GPP TS 24.008 [8] Annex G.

1

Indicates that *<reject\_cause>* contains a manufacturer-specific cause.

*<reject\_cause>* Integer type; contains the cause of the failed registration. The value is of type as defined by *<cause\_type>*.

 Note:

ML302A-DCLM/ML302A-GCLM/ML305A-DC/ML305A-DL/ML307A-DCLN/ML307A-GCLN/  
ML307A-DL/ML307R/ML305U/ML305M/ML307G does not support this command.

## 7.9. AT+CEREG EPS network registration status

This command is used to set and show the EPS network registration status of MT and the position information of the MT.

AT+CEREG	
Syntax	Possible Returns
Test Command <b>AT+CEREG=?</b>	<pre>+CEREG: (list of supported&lt;n&gt;s) OK</pre>
Read Command <b>AT+CEREG?</b>	<p>If succeed</p> <p>When &lt;n&gt;=0, 1, 2 or 3, stat=0,3 or 4, and command successful</p> <pre>+CEREG: &lt;n&gt;,&lt;stat&gt;[[&lt;tac&gt;],[&lt;ci&gt;],[&lt;AcT&gt;],[&lt;cause_type&gt;,&lt;reject_cause&gt;]] OK</pre> <p>When &lt;n&gt;=0, 1, 2 or 3, stat=1 or 5, and command successful</p> <pre>+CEREG: &lt;n&gt;,&lt;stat&gt;[[&lt;tac&gt;],[&lt;ci&gt;],[&lt;AcT&gt;]] OK</pre> <p>When &lt;n&gt;=4 or 5 and command successful</p> <pre>+CEREG: &lt;n&gt;,&lt;stat&gt;[[&lt;tac&gt;],[&lt;ci&gt;],[&lt;AcT&gt;]][[&lt;cause_type&gt;],[&lt;reject_cause&gt;]], [&lt;Active-Time&gt;],[&lt;Periodic-TAU&gt;]]]] OK</pre> <p>If fail</p> <pre>+CME ERROR: &lt;err&gt;</pre>
Set Command <b>AT+CEREG=&lt;n&gt;</b>	<p>If succeed</p> <pre>OK</pre> <p>If fail</p> <pre>+CME ERROR: &lt;err&gt;</pre>
Description	

The set command controls the presentation of an unsolicited result code +CEREG: <stat> when <n>=1 and there is a change in the MT's EPS network registration status in E-UTRAN, or unsolicited result code +CEREG:<stat>[[<tac>],[<ci>],[<AcT>]] when <n>=2 and there is a change of the network cell in E-UTRAN. The parameters <AcT>, <tac> and <ci> are provided only if available. The value <n>=3 further extends the unsolicited result code with [[<cause\_type>,<reject\_cause>], when available, when the value of <stat> changes. If the UE wants to apply PSM for reducing its power consumption, see +CPSMS command and 3GPP TS 23.682 [149], the set command controls the presentation of an unsolicited result code +CEREG: <stat>[[<tac>],[<ci>],[<AcT>]][[<cause\_type>],[<reject\_cause>]][[<Active-Time>],[<Periodic-TAU>]]]. When <n>=4 the unsolicited result code will provide the UE with additional information for the Active Time

## AT+CEREG

value and the extended periodic TAU value if there is a change of the network cell in E-UTRAN. The value  $\langle n \rangle = 5$  further enhances the unsolicited result code with  $\langle \text{cause\_type} \rangle$  and  $\langle \text{reject\_cause} \rangle$  when the value of  $\langle \text{stat} \rangle$  changes. The parameters  $\langle \text{AcT} \rangle$ ,  $\langle \text{tac} \rangle$ ,  $\langle \text{ci} \rangle$ ,  $\langle \text{cause\_type} \rangle$ ,  $\langle \text{reject\_cause} \rangle$ ,  $\langle \text{Active-Time} \rangle$  and  $\langle \text{Periodic-TAU} \rangle$  are provided only if available. Note 1: If the EPS MT in GERAN/UTRAN/E-UTRAN also supports circuit mode services and/or GPRS services, the +CREG command and +CREG: result codes and/or the +CGREG command and +CGREG: result codes apply to the registration status and location information for those services. The read command returns the status of result code presentation and an integer  $\langle \text{stat} \rangle$  which shows whether the network has currently indicated the registration of the MT. Location information elements  $\langle \text{tac} \rangle$ ,  $\langle \text{ci} \rangle$  and  $\langle \text{AcT} \rangle$ , if available, are returned only when  $\langle n \rangle = 2$  and MT is registered in the network. The parameters  $[\langle \text{cause\_type} \rangle, \langle \text{reject\_cause} \rangle]$ , if available, are returned when  $\langle n \rangle = 3$ . Test command returns values supported as a compound value.

## Defined Values

$\langle n \rangle$  Integer type.<sup>44</sup>

0

Disable network registration unsolicited result code.

1

Enable network registration unsolicited result code +CREG:  $\langle \text{stat} \rangle$

2

Enable network registration and location information unsolicited result code +CREG:  $\langle \text{stat} \rangle$ ,  $[\langle \text{tac} \rangle]$ ,  $[\langle \text{ci} \rangle]$ ,  $[\langle \text{AcT} \rangle]$ <sup>45</sup>

3

Enable network registration, location information and EMM cause value information unsolicited result code +CREG:  $\langle \text{stat} \rangle$ ,  $[\langle \text{tac} \rangle]$ ,  $[\langle \text{ci} \rangle]$ ,  $[\langle \text{AcT} \rangle]$ ,  $[\langle \text{cause\_type} \rangle]$ ,  $[\langle \text{reject\_cause} \rangle]$

4

For a UE that wants to apply PSM, enable network registration and location information unsolicited result code +CREG:  $\langle \text{stat} \rangle$ ,  $[\langle \text{tac} \rangle]$ ,  $[\langle \text{ci} \rangle]$ ,  $[\langle \text{AcT} \rangle]$   $[\#]$ ,  $[\langle \text{Active-Time} \rangle]$ ,  $[\langle \text{Periodic-TAU} \rangle]$

5

For a UE that wants to apply PSM, enable network registration, location information and EMM cause value information unsolicited result code +CREG:  $\langle \text{stat} \rangle$ ,  $[\langle \text{tac} \rangle]$ ,  $[\langle \text{ci} \rangle]$ ,  $[\langle \text{AcT} \rangle]$ ,  $[\langle \text{cause\_type} \rangle]$ ,  $[\langle \text{reject\_cause} \rangle]$ ,  $[\langle \text{Active-Time} \rangle]$ ,  $[\langle \text{Periodic-TAU} \rangle]$

$\langle \text{stat} \rangle$  Integer type; indicates the EPS registration status.<sup>46</sup>

0

Not registered, MT is not currently searching an operator to register to.

1

44. ML302S/ML307S/ML305M does not support parameter 3, 4, 5. ML307G does not support parameter 3,5.

45. In ML305M, the code is +CREG:  $\langle \text{stat} \rangle$ ,  $[\langle \text{tac} \rangle]$ ,  $[\langle \text{ci} \rangle]$ ,  $[\langle \text{AcT} \rangle]$ ,  $[\langle \text{SubAcT} \rangle]$  if E-UTRAN unrestricted subsystem, and parameter  $\langle \text{SubAcT} \rangle$  0: TDD\_SUBACT; 1: FDD\_SUBACT.

46. ML302S/ML307S/ML302A/ML305A/ML307A/ML307R/ML305U does not support parameter 6, 7, 8, 9, 10. ML305M only support parameter 0~5.

## AT+CEREG

- Registered, home network.
- 2**  
Not registered, but MT is currently trying to attach or searching an operator to register to.
- 3**  
Registration denied
- 4**  
Unknown (e.g. out of E-UTRAN coverage)
- 5**  
Registered, roaming.
- 6**  
Registered for "SMS only", home network (not applicable)
- 7**  
Registered for "SMS only", roaming (not applicable)
- 8**  
Attached for emergency bearer services only (See NOTE 2)
- 9**  
Registered for "CSFB not preferred", home network (not applicable)
- 10**  
Registered for "CSFB not preferred", roaming (not applicable)
- 11**  
Attached for access to RLOS (See NOTE 2a) (applicable only when **<AcT>** indicates E-UTRAN)

---

NOTE 2: 3GPP TS 24.008 [8] and 3GPP TS 24.301 [83] specify the condition when the MT is considered as attached for emergency bearer services.

---

NOTE 2a: 3GPP TS 24.301 [83] specifies the condition when the MT is considered as attached for access to RLOS.

---

**<tac>** String type; two-byte tracking area code in hexadecimal format (e.g. "00C3" equals 195 in decimal).

---

**<ci>** String type; four-byte E-UTRAN cell ID in hexadecimal format.

---

**<AcT>** Integer type; indicates the access technology of the serving cell.<sup>47</sup>

- 0**  
GSM (not applicable)
- 1**  
GSM Compact (not applicable)
- 2**  
UTRAN (not applicable)

---

47. ML302S/ML307S/ML302A/ML305A/ML307A/ML307R/ML305U does not support parameter 1, 8, 9. ML305M only support parameter 7.

## AT+CREG

3

GSM w/EGPRS (see NOTE 3) (not applicable)

4

UTRAN w/HSDPA (see NOTE 4) (not applicable)

5

UTRAN w/HSUPA (see NOTE 4) (not applicable)

6

UTRAN w/HSDPA and HSUPA (see NOTE 4) (not applicable)

7

E-UTRAN

8

EC-GSM-IoT (A/Gb mode) (see NOTE 5) (not applicable)

9

E-UTRAN (NB-S1 mode) (see NOTE 6)

NOTE 3: 3GPP TS 44.060 [71] specifies the System Information messages which give the information about whether the serving cell supports EGPRS. NOTE 4: 3GPP TS 25.331 [74] specifies the System Information blocks which give the information about whether the serving cell supports HSDPA or HSUPA. NOTE 5: 3GPP TS 44.018 [156] specifies the EC-SCH INFORMATION message which, if present, indicates that the serving cell supports EC-GSM-IoT. NOTE 6: 3GPP TS 36.331 [86] specifies the System Information blocks which give the information about whether the serving cell supports NB-IoT, which corresponds to E-UTRAN (NB-S1 mode).

**<cause\_type>** Integer type; indicates the type of **<reject\_cause>**.<sup>48</sup>

0

Indicates that **<reject\_cause>** contains an EMM cause value, see 3GPP TS 24.301 [83] AnnexA.

1

Indicates that **<reject\_cause>** contains a manufacturer-specific cause.

**<reject\_cause>** Integer type; contains the cause of the failed registration. The value is of type as defined by **<cause\_type>**.<sup>49</sup>

**<Active-Time>** String type; one byte in an 8-bit format. Indicates the Active Time value (T3324) allocated to the UE in E-UTRAN. The Active Time value is coded as one-byte (octet 3) of the GPRS Timer 2 information element coded as bit format (e.g. "00100100" equals 4minutes). For the coding and the value range, see the GPRS Timer 2 IE in 3GPP TS 24.008 [8] Table 10.5.163/3GPP TS 24.008. See also 3GPP TS 23.682 [149] and 3GPP TS 23.401 [82].<sup>50</sup>

**<Periodic-TAU>** String type; one byte in an 8-bit format. Indicates the extended periodic TAU value (T3412) allocated to the UE in E-UTRAN. The extended periodic TAU value is coded as one byte (octet 3) of the

48. ML302S/ML307S/ML302A/ML305A/ML307A/ML307R/ML307G does not support this parameter.

49. ML302S/ML307S/ML302A/ML305A/ML307A/ML307R/ML307G does not support this parameter.

50. ML302S/ML307S/ML302A/ML305A/ML307A/ML307R does not support this parameter.

**AT+CEREG**

GPRS Timer 3 information element coded as bit format (e.g. "01000111" equals 70 hours). For the coding and the value range, see the GPRS Timer 3 IE in 3GPP TS 24.008[8] Table 10.5.163a/3GPP TS 24.008. See also 3GPP TS23.682 [149]and 3GPP TS 23.401 [82].<sup>51</sup>



51. ML302S/ML307S/ML302A/ML305A/ML307A/ML307R does not support this parameter.

## 7.10. AT+CGCONTRDP PDP context read dynamic

This command is used to read PDP context dynamic.

AT+CGCONTRDP	
Syntax	Possible Returns
Test Command	<pre>+CGCONTRDP: (list of &lt;cid&gt;s associated with active contexts) OK</pre>
<b>AT+CGCONTRDP=?</b>	
Set Command	<p><b>AT+CGCONTRDP=&lt;cid&gt;</b></p> <pre> If succeed  [+CGCONTRDP: &lt;cid&gt;,&lt;bearer_id&gt;,&lt;apn&gt; [,&lt;local_addr and subnet_mask&gt; [,&lt;gw_addr&gt;[,&lt;DNS_prim_addr&gt;[,&lt;DNS_sec_addr&gt; [,&lt;P-CSCF_prim_addr&gt;[,&lt;P-CSCF_sec_addr&gt; [,&lt;IM_CN_Signalling_Flag&gt;[,&lt;LIPA_indication&gt; [,&lt;IPv4_MTU&gt;[,&lt;WLAN_Offload&gt; [,&lt;Local_Addr_Ind&gt;[,&lt;Non-IP_MTU&gt; [,&lt;Serving_PLMN_rate_control_value&gt; [,&lt;Reliable_Data_Service&gt; [,&lt;PS_Data_Off_Support&gt; [,&lt;PDU_session_id&gt;,&lt;QFI&gt;[,&lt;SSC_mode&gt; [,&lt;S-NSSAI&gt;[,&lt;Access_type&gt; [,&lt;RQ_timer&gt; [,&lt;Always-on_ind&gt;]]]]]]]]]]]]]]]]]]]]]]] [&lt;CR&gt;&lt;LF&gt;+CGCONTRDP: &lt;cid&gt;, &lt;bearer_id&gt;,&lt;apn&gt;[,&lt;local_addr and subnet_mask&gt; [,&lt;gw_addr&gt;[,&lt;DNS_prim_addr&gt; [,&lt;DNS_sec_addr&gt;[,&lt;P-CSCF_prim_addr&gt; [,&lt;P-CSCF_sec_addr&gt;[,&lt;IM_CN_Signalling_Flag&gt; [,&lt;LIPA_indication&gt; [,&lt;IPv4_MTU&gt;[,&lt;WLAN_Offload&gt; [,&lt;Local_Addr_Ind&gt;[,&lt;Non-IP_MTU&gt; [,&lt;Serving_PLMN_rate_control_value&gt; [,&lt;Reliable_Data_Service&gt; [,&lt;PS_Data_Off_Support&gt; [,&lt;PDU_session_id&gt;,&lt;QFI&gt;[,&lt;SSC_mode&gt; [,&lt;S-NSSAI&gt;[,&lt;Access_type&gt; [,&lt;RQ_timer&gt; [,&lt;Always-on_ind&gt;]]]]]]]]]]]]]]]]]]]]]]] [...]] OK  If fail  +CME ERROR: &lt;err&gt;</pre>
Description	
<p>The execution command returns the relevant information &lt;bearer_id&gt;, &lt;apn&gt;, &lt;local_addr and subnet_mask&gt;, &lt;gw_addr&gt;, &lt;DNS_prim_addr&gt;, &lt;DNS_sec_addr&gt;, &lt;P-CSCF_prim_addr&gt;, &lt;P-CSCF_sec_addr&gt;, &lt;IM_CN_Signalling_Flag&gt;, &lt;LIPA_indication&gt;, &lt;IPv4_MTU&gt;, &lt;WLAN_Offload&gt;, &lt;Non-IP_MTU&gt;, &lt;Serving_PLMN_rate_control_value&gt;, &lt;Reliable_Data_Service&gt;, &lt;PS_Data_Off_Support&gt;, &lt;PDU_session_id&gt;, &lt;QFI&gt;, &lt;SSC_mode&gt;, &lt;S-NSSAI&gt;, &lt;Access_type&gt;, &lt;RQ_timer&gt;, &lt;Always-on_ind&gt;</p>	

## AT+CGCONTRDP

<PDU\_session\_id>, <QFI>, <SSC\_mode>, <S-NSSAI>, <Access\_type>, <RQ\_timer> and <Always-on\_ind> for an active non secondary PDP context or a QoS flow of the default QoS rule with the context identifier <cid>. If the MT indicates more than two IP addresses of P-CSCF servers or more than two IP addresses of DNS servers, multiple lines of information per <cid> will be returned. If the MT has dual stack capabilities, at least one pair of lines with information is returned per <cid>. First one line with the IPv4 parameters followed by one line with the IPv6 parameters. If this MT with dual stack capabilities indicates more than two IP addresses of P-CSCF servers or more than two IP addresses of DNS servers, multiple of such pairs of lines are returned. Note: If the MT doesn't have all the IP addresses to be included in a line, e.g. in case the UE received four IP addresses of DNS servers and two IP addresses of P-CSCF servers, the parameter value representing an IP address that can not be populated is set to an empty string or an absent string. If the parameter <cid> is omitted, the relevant information for all active non secondary PDP contexts is returned. The test command returns a list of <cid>s associated with active non secondary contexts.

## Defined Values

**<cid>** Integer type; specifies a particular non secondary PDP context definition. The parameter is local to the TE-MT interface and is used in other PDP context-related commands (see the +CGDCONT and +CGDSCONT commands).

**<bearer\_id>** Integer type; identifies the bearer, i.e. the EPS bearer and the NSAPI.

**<apn>** String type; a logical name that was used to select the GGSN or the external packet data network.

**<local\_addr and subnet\_mask>** String type; shows the IP address and subnet mask of the MT. The string is given as dot-separated numeric (0-255) parameters on the form: "a1.a2.a3.a4.m1.m2.m3.m4" for IPv4 or "a1.a2.a3.a4.a5.a6.a7.a8.a9.a10.a11.a12.a13.a14.a15.a16.m1.m2.m3.m4.m5.m6.m7.m8.m9.m10.m11.m12.m13.m14.m15.m16" for IPv6.<sup>52</sup>

**<gw\_addr>** String type; shows the Gateway Address of the MT. The string is given as dot-separated numeric (0-255) parameters.

**<DNS\_prim\_addr>** String type; shows the IP address of the primary DNS server.

**<DNS\_sec\_addr>** String type; shows the IP address of the secondary DNS server.

**<P\_CSCF\_prim\_addr>** String type; shows the IP address of the primary P-CSCF server.<sup>53</sup>

**<P\_CSCF\_sec\_addr>** String type; shows the IP address of the secondary P-CSCF server.<sup>54</sup>

**<IM\_CN\_Signalling\_Flag>** Integer type; shows whether the PDP context is for IM CN subsystem-related signalling only or not.<sup>55</sup>

0

PDP context is not for IM CN subsystem-related signalling only.

52. In ML302S/ML307S/ML302A/ML305A/ML307A/ML307R/ML305U, subnet mask in parameter <local\_addr and subnet\_mask> is not supported.

53. ML305U does not support this parameter.

54. ML305U does not support this parameter.

55. ML305U does not support this parameter.

## AT+CGCONTRDP

1

PDP context is for IM CN subsystem-related signalling only.

**<LIPA\_indication>** Integer type; indicates that the PDP context provides connectivity using a LIPA PDN connection. This parameter cannot be set by the TE.<sup>56</sup>

0

Indication not received that the PDP context provides connectivity using a LIPA PDN connection.

1

Indication received that the PDP context provides connectivity using a LIPA PDN connection.

**<IPv4\_MTU>** Integer type; shows the IPv4 MTU size in octets.<sup>57</sup>

**<WLAN\_Offload>** Integer type; indicates whether traffic can be offloaded using the specified PDN connection via a WLAN or not. This refers to bits 1 and 2 of the WLAN offload acceptability IE as specified in 3GPP TS 24.008 [8] subclause 10.5.6.20.<sup>58</sup>

0

Offloading the traffic of the PDN connection via a WLAN when in S1 mode or when in lu mode is not acceptable.

1

Offloading the traffic of the PDN connection via a WLAN when in S1 mode is acceptable, but not acceptable in lu mode.

2

Offloading the traffic of the PDN connection via a WLAN when in lu mode is acceptable, but not acceptable in S1 mode.

3

Offloading the traffic of the PDN connection via a WLAN when in S1 mode or when in lu mode is acceptable.

**<Local\_Addr\_Ind>** Integer type; indicates whether the MS and the network support local IP address in TFTs (see 3GPP TS 24.301 [83] and 3GPP TS 24.008 [8] subclause 10.5.6.3).<sup>59</sup>

0

Indicates that the MS or the network or both do not support local IP address in TFTs.

1

Indicates that the MS and the network support local IP address in TFTs.

**<Non-IP\_MTU>** Integer type; shows the Non-IP MTU size in octets.<sup>60</sup>

56. ML305U/ML305M/ML307G does not support this parameter.

57. ML302S/ML307S/ML302A/ML305A/ML307A/ML307R/ML305U/ML305M/ML307G does not support this parameter.

58. ML302S/ML307S/ML302A/ML305A/ML307A/ML307R/ML305U/ML305M/ML307G does not support this parameter.

59. ML302S/ML307S/ML302A/ML305A/ML307A/ML307R/ML305U/ML305M/ML307G does not support this parameter.

60. ML302S/ML307S/ML302A/ML305A/ML307A/ML307R/ML305U/ML305M/ML307G does not support this parameter.

## AT+CGCONTRDP

**<Serving\_PLMN\_rate\_control\_value>** Integer type; indicates the maximum number of uplink messages the UE is allowed to send in a 6-minute interval. This refers to octet 3 to 4 of the Serving PLMN rate control IE as specified in 3GPP TS 24.301 [8] subclause 9.9.4.28.<sup>61</sup>

**<Reliable\_Data\_Service>** Integer type; indicates whether the UE is using Reliable Data Service for a PDN connection or not, see 3GPP TS 24.301 [83] and 3GPP TS 24.008 [8] subclause 10.5.6.3.<sup>62</sup>

0

Reliable Data Service is not being used for the PDN connection.

1

Reliable Data Service is being used for the PDN connection.

**<PS\_Data\_Off\_Support>** Integer type; indicates whether the network supports PS data off or not, see 3GPP TS 24.301 [83] subclause 6.3.10 and 3GPP TS 24.501 [161] subclause 6.2.10.<sup>63</sup>

0

Indicates that the network does not support PS data off.

1

Indicates that the network supports PS data off.

**<PDU\_session\_id>** Integer type; identifies the PDU session, see 3GPP TS 24.501 [161].<sup>64</sup>

**<QFI>** Integer type; identifies the QoS flow, see 3GPP TS 24.501 [161].<sup>65</sup>

**<SSC\_mode>** Integer type; indicates the session and service continuity (SSC) mode for the PDU session in 5GS, see 3GPP TS 23.501 [165].<sup>66</sup>

0

Indicates that the PDU session is associated with SSC mode 1.

1

Indicates that the PDU session is associated with SSC mode 2.

2

Indicates that the PDU session is associated with SSC mode 3.

**<S-NSSAI>** String type; indicates the S-NSSAI associated with the PDU session for identifying a network slice in 5GS, see 3GPP TS 23.501 [165] and 3GPP TS 24.501 [161]. Refer parameter <S-NSSAI> in subclause 10.1.1.<sup>67</sup>

**<Access\_type>** Integer type; indicates the access type over which the PDU session is established in 5GS, see 3GPP TS 23.501 [165] and 3GPP TS 24.501 [161].<sup>68</sup>

61. ML302S/ML307S/ML302A/ML305A/ML307A/ML307R/ML305U/ML305M/ML307G does not support this parameter.

62. ML302S/ML307S/ML302A/ML305A/ML307A/ML307R/ML305U/ML305M/ML307G does not support this parameter.

63. ML302S/ML307S/ML302A/ML305A/ML307A/ML307R/ML305U/ML305M/ML307G does not support this parameter.

64. ML302S/ML307S/ML302A/ML305A/ML307A/ML307R/ML305U/ML305M/ML307G does not support this parameter.

65. ML302S/ML307S/ML302A/ML305A/ML307A/ML307R/ML305U/ML305M/ML307G does not support this parameter.

66. ML302S/ML307S/ML302A/ML305A/ML307A/ML307R/ML305U/ML305M/ML307G does not support this parameter.

67. ML302S/ML307S/ML302A/ML305A/ML307A/ML307R/ML305U/ML305M/ML307G does not support this parameter.

68. ML302S/ML307S/ML302A/ML305A/ML307A/ML307R/ML305U/ML305M/ML307G does not support this parameter.

**AT+CGCONTRDP****0**

Indicates that the preferred access type is 3GPP access.

**1**

Indicates that the preferred access type is non-3GPP access.

**<RQ\_timer>** Integer type; indicates the timer for reflective QoS, see 3GPP TS 23.501 [165] and 3GPP TS 24.501 [161].<sup>69</sup>

**<Always-on\_ind>** Integer type; indicates whether the PDU session is an always-on PDU session, see 3GPP TS 24.501 [161].<sup>70</sup>

**0**

Indicates that the PDU session is not an always-on PDU session.

**1**

Indicates that the PDU session is an always-on PDU session.

**Example**

*In dual-stack terminals(<PDP\_type> IP):*

**AT+CGCONTRDP**

```
+CGCONTRDP:0,5,"cmiot.mnc008.mcc460.gprs","10.137.191.141.255.0.0.0",,,,,,
```

OK

*In dual-stack terminals(<PDP\_type> IPV4V6):*

**AT+CGCONTRDP**

```
+CGCONTRDP:0,5,"cmiot.mnc008.mcc460.gprs","10.54.174.145.255.0.0.0",,,,,,
```

```
+CGCONTRDP:0,5,"cmiot.mnc008.mcc460.gprs","2409:8D80:502A:F0FB::1",,,,,,
```

OK

69. ML302S/ML307S/ML302A/ML305A/ML307A/ML307R/ML305U/ML305M/ML307G does not support this parameter.

70. ML302S/ML307S/ML302A/ML305A/ML307A/ML307R/ML305U/ML305M/ML307G does not support this parameter.

## 7.11. AT+CGEQOS Defined EPS quality of service

This command is used to define EPS quality of service.

AT+CGEQOS	
Syntax	Possible Returns
Test Command <b>AT+CGEQOS=?</b>	<pre>+CGEQOS: (range of supported &lt;cid&gt;s),(list of supported &lt;QCI&gt;s),(list of supported &lt;DL_GBR&gt;s),(list of supported &lt;UL_GBR&gt;s),(list of supported &lt;DL_MBR&gt;s),(list of supported &lt;UL_MBR&gt;s) OK</pre>
Read Command <b>AT+CGEQOS?</b>	<p>If succeed</p> <pre>+CGEQOS: &lt;cid&gt;,&lt;QCI&gt;,&lt;DL_GBR&gt;,&lt;UL_GBR&gt;,&lt;DL_MBR&gt;,&lt;UL_MBR&gt;][&lt;CR&gt;&lt;LF&gt;+CGEQOS: &lt;cid&gt;,&lt;QCI&gt;,&lt;DL_GBR&gt;,&lt;UL_GBR&gt;,&lt;DL_MBR&gt;,&lt;UL_MBR&gt;][...]</pre> <p>If fail</p> <pre>+CME ERROR: &lt;err&gt;</pre>
Set Command <b>AT+CGEQOS=&lt;cid&gt;[,&lt;QCI&gt; [,&lt;DL_GBR&gt;,&lt;UL_GBR&gt;,&lt;DL_MBR&gt; ,&lt;UL_MBR&gt;]]</b>	<p>If succeed</p> <pre>OK</pre> <p>If fail</p> <pre>+CME ERROR: &lt;err&gt;</pre>
<b>Description</b> <p>The set command allows the TE to specify the EPS Quality of Service parameters &lt;cid&gt;, &lt;QCI&gt;, [&lt;DL_GBR&gt; and &lt;UL_GBR&gt;] and [&lt;DL_MBR&gt; and &lt;UL_MBR&gt;] for a PDP context or Traffic Flows (see 3GPP TS 24.301 [83] and 3GPP TS 23.203 [85]). When in UMTS/GPRS the MT applies a mapping function to UMTS/GPRS Quality of Service. A special form of the set command, +CGEQOS= &lt;cid&gt; causes the values for context number &lt;cid&gt; to become undefined. The read command returns the current settings for each defined QoS. The test command returns the ranges of the supported parameters as compound values.</p>	
<b>Defined Values</b> <p><b>&lt;cid&gt;</b> Integer type; specifies a particular EPS Traffic Flows definition in EPS and a PDP Context definition in UMTS/GPRS (see the +CGDCONT and +CGDSCONT commands).</p> <p><b>&lt;QCI&gt;</b> Integer type; specifies a class of EPS QoS (see 3GPP TS 23.203 [85] and 3GPP TS 24.301 [83]).<sup>71</sup></p>	

0

71. ML305M only supports the range of 0~9, and does not check GBR and MBR when the value of QCI is 0 or [5,9]. ML307G only supports the range of 0~9.

**AT+CGEQOS**

QCI is selected by network

**1-4**

Value range for guaranteed bit rate Traffic Flows

**5-9**

Value range for non-guaranteed bit rate Traffic Flows

**75**

value for guaranteed bit rate Traffic Flows.

**79**

value for non-guaranteed bit rate Traffic Flows.

**128-254**

Value range for Operator-specific QCIs.

**65,66,67,69,70**

The QCI values 65, 66, 67, 69 and 70 are not allowed to be requested by the UE. If the TE requests a QCI parameter 65, 66, 67, 69 or 70, the MT responds with result code +CME ERROR: 181 (unsupported QCI value).

---

**<DL\_GBR>** Integer type; indicates DL GBR in case of GBR QCI. The value is in kbit/s. This parameter is omitted for a non-GBR QCI. (see 3GPP TS 24.301 [83])

---

**<UL\_GBR>** Integer type; indicates UL GBR in case of GBR QCI. The value is in kbit/s. This parameter is omitted for a non-GBR QCI. (see 3GPP TS 24.301 [83])

---

**<DL\_MBR>** Integer type; indicates DL MBR in case of GBR QCI. The value is in kbit/s. This parameter is omitted for a non-GBR QCI. (see 3GPP TS 24.301 [83])

---

**<UL\_MBR>** Integer type; indicates UL MBR in case of GBR QCI. The value is in kbit/s. This parameter is omitted for a non-GBR QCI. (see 3GPP TS 24.301 [83])

---

 **Note:** ML302A/ML305A/ML307A/ML307R/ML302S/ML307S/ML305U does not support this command.

## 7.12. AT+CGEQOSRDP EPS quality of service read dynamic parameters

This command is used to read EPS quality of service dynamic parameters.

AT+CGEQOSRDP	
Syntax	Possible Returns
<b>Test Command</b> <b>AT+CGEQOSRDP=?</b>	+CGEQOSRDP: (list of <cid>s associated with active contexts) OK
<b>Set Command</b> <b>AT+CGEQOSRDP=&lt;cid&gt;</b>	<b>If succeed</b> +CGEQOSRDP:<cid>,<QCI>,<DL_GBR>,<UL_GBR>, [<DL_MBR>,<UL_MBR>],[<DL_AMBR>,<UL_AMBR>]] [<CR><LF>+CGEQOSRDP:<cid>,<Q CI>,<DL_GBR>,<UL_GBR>],[<DL_MBR>,<UL_MBR>],[<DL_AMBR>, <UL_AMBR>][...] OK <b>If fail</b> +CME ERROR: <err>

### Description

The execution command returns the Quality of Service parameters <QCI>, [<DL\_GBR> and <UL\_GBR>] and [<DL\_MBR> and <UL\_MBR>] of the active secondary or non secondary PDP context associated to the provided context identifier <cid>. If the parameter <cid> is omitted, the Quality of Service parameters for all secondary and non secondary active PDP contexts are returned. The test command returns a list of <cid>s associated with secondary or non secondary active PDP contexts. Parameters of both network and MT/TA initiated PDP contexts will be returned.

### Defined Values

**<cid>** Integer type; specifies a particular Traffic Flows definition in EPS and a PDP Context definition in UMTS/GPRS(see the +CGDCONT and +CGDSCONT commands).

**<QCI>** Integer type; specifies a class of EPS QoS (see 3GPP TS 23.203 [85] and 3GPP TS 24.301 [83]).<sup>72</sup>

**0**

QCI is selected by network

**1-4**

Value range for guaranteed bit rate Traffic Flows

**5-9**

Value range for non-guarenteed bit rate Traffic Flows

**75**

value for guaranteed bit rate Traffic Flows.

**79**

72. ML305M only supports the range of 0~9. ML305G only supports the range of 0~9.

## AT+CGEQOSRDP

value for non-guaranteed bit rate Traffic Flows.

**128-254**

Value range for Operator-specific QCI.

---

**<DL\_GBR>** Integer type; indicates DL GBR in case of GBR QCI. The value is in kbit/s. This parameter is omitted for a non-GBR QCI. (see 3GPP TS 24.301 [83])

---

**<UL\_GBR>** Integer type; indicates UL GBR in case of GBR QCI. The value is in kbit/s. This parameter is omitted for a non-GBR QCI. (see 3GPP TS 24.301 [83])

---

**<DL\_MBR>** Integer type; indicates DL MBR in case of GBR QCI. The value is in kbit/s. This parameter is omitted for a non-GBR QCI. (see 3GPP TS 24.301 [83])

---

**<UL\_MBR>** Integer type; indicates UL MBR in case of GBR QCI. The value is in kbit/s. This parameter is omitted for a non-GBR QCI. (see 3GPP TS 24.301 [83])

---

**<DL\_AMBR>** Integer type; indicates DL APN aggregate MBR. (see 3GPP TS 24.301 [83]) The value is in kbit/s.

---

**<UL\_AMBR>** Integer type; indicates UL APN aggregate MBR. (see 3GPP TS 24.301 [83]) The value is in kbit/s.

---

 **Note:** ML302A/ML305A/ML307A/ML307R/ML302S/ML307S/ML305U does not support this command.

## 7.13. AT+CEMODE UE modes of operation for EPS

This command is used to set UE modes of operation for EPS.

AT+CEMODE	
Syntax	Possible Returns
Test Command <b>AT+CEMODE=?</b>	+CEMODE: (list of supported <mode>s) OK
Read Command <b>AT+CEMODE?</b>	If succeed +CEMODE: <mode> OK  If fail +CME ERROR: <err>
Set Command <b>AT+CEMODE=&lt;mode&gt;</b>	If succeed OK  If fail +CME ERROR: <err>
Description	
<p>The set command is used to set the MT to operate according to the specified mode of operation for EPS (Evolved Packet System). If the requested mode of operation is not supported, an ERROR or +CME ERROR response is returned. Extended error responses are enabled by the +CMEE command. The read command returns the mode of operation set by the TE, independent of the current serving cell capability and independent of the current serving cell Access Technology. The test command is used for requesting information on the supported MT modes of operation as a compound value.</p>	
Defined Values	
<p>&lt;mode&gt; Integer type; indicates the mode of operation. The default value is manufacturer specific.</p>	
<b>0</b>	PS mode 2 of operation
<b>1</b>	CS/PS mode 1 of operation
<b>2</b>	CS/PS mode 2 of operation
<b>3</b>	PS mode 1 of operation

 **Note:** ML302A/ML305A/ML307A/ML307R/ML302S/ML307S/ML305U does not support this command.

## 7.14. AT+CGDEL Delete non-active PDP contexts

This command is used to delete non-active PDP contexts.

AT+CGDEL	
Syntax	Possible Returns
Test Command <b>AT+CGDEL=?</b>	<pre>+CGDEL: ( list of supported &lt;cid&gt;s ) OK</pre>
Set Command <b>AT+CGDEL[=&lt;cid&gt;]</b>	<p>If succeed</p> <pre>+CGDEL: &lt;cid&gt;[,&lt;cid&gt;[,...]] OK</pre> <p>If fail</p> <pre>+CME ERROR: &lt;err&gt;</pre>
Description	
<p>The execution command +CGDEL=&lt;cid&gt; removes the indicated PDP context and removes all associated data related to the indicated PDP contexts that are not activated. The AT command will not delete or remove information for activated PDP contexts. The removed PDP context is listed by the +CGDEL: &lt;cid&gt; intermediate result code. If the initial PDP context is supported (see subclause 10.1.0), +CGDEL=0 will return ERROR and the context will not be removed. If &lt;cid&gt; points to a primary PDP context, the PDP context will be deleted together with all linked secondary PDP contexts if none of the PDP contexts are activated. If &lt;cid&gt; points to a secondary PDP context, the PDP context will be deleted if it is not activated. A special form of the command can be given as +CGDEL (with the =&lt;cid&gt; omitted). In this form, all primary PDP contexts that are not activated or have any activated secondary PDP contexts will be removed and all secondary PDP contexts that are not activated will be removed. The associated data of all the deleted PDP contexts will be removed, and the removed PDP context are listed by the +CGDEL: &lt;cid&gt;[,&lt;cid&gt;[, . . .]] intermediate result code. Activated PDP contexts will not cause this form of the command to return ERROR or +CME ERROR. If the initial PDP context is supported (see subclause 10.1.0), +CGDEL (with the =&lt;cid&gt; omitted) will not cause the initial PDP context to be removed or cause +CGDEL to return ERROR.</p>	
Defined Values	
<p><b>&lt;cid&gt;</b> Integer type; specifies a particular PDP context definition. (see the +CGDCONT and +CGDSCONT commands).</p>	

 **Note:** ML302A/ML305A/ML307A/ML307R/ML302S/ML307S/ML305U does not support this command.

## 7.15. AT+CGAUTH Define PDP context authentication parameters

This command is used to define PDP context authentication parameters.

AT+CGAUTH	
Syntax	Possible Returns
Test Command <b>AT+CGAUTH=?</b>	+CGAUTH: (range of supported <cid>s), (list of supported <auth_prot>s), (range of supported <userid>s), (range of supported <password>s) OK
Read Command <b>AT+CGAUTH?<sup>73</sup></b>	If succeed +CGAUTH: [<cid>,<auth_prot>,<userid>,<password>][<CR><LF>+CGAUTH: <cid>,<auth_prot>,<userid>,<password>[...] OK If fail +CME ERROR: <err>
Set Command <b>AT            +CGAUTH=&lt;cid&gt;,&lt;auth_prot            &gt;[,&lt;userid&gt;[,&lt;password&gt;]]</b>	If succeed OK If fail +CME ERROR: <err>
Description	
<p>Set command allows the TE to specify authentication parameters for a PDP context identified by the (local) context identification parameter <b>&lt;cid&gt;</b> used during the PDP context activation and the PDP context modification procedures. Since the <b>&lt;cid&gt;</b> is the same parameter that is used in the +CGDCONT and +CGDSCONT commands, +CGAUTH is effectively as an extension to these commands. The read command returns the current settings for each defined context. The test command returns values supported as compound values.</p>	
Defined Values	
<b>&lt;cid&gt;</b> Integer type; specifies a particular PDP context definition (see the +CGDCONT and +CGDSCONT commands).	
<b>&lt;auth_prot&gt;</b> Integer type. Authentication protocol used for this PDP context.	
<b>0</b>	None. Used to indicate that no authentication protocol is used for this PDP context. User name and password are removed if previously specified.
<b>1</b>	

73. ML307A and ML307R do not support read command.

**AT+CGAUTH**

PAP

**2**

CHAP

**3**PAP+CHAP<sup>74</sup>

---

**<userid>** String type; user name for access to the IP network.<sup>75</sup>

---

**<password>** String type; password for access to the IP network.<sup>76</sup>

---

 **Note:**

ML302A/ML305A/ML302S/ML307S/ML305U does not support this command.



74. Only ML305M supports this parameter.

75. In ML305M, the max length is 64.

76. In ML305M, the max length is 64.

## 8. SIM Related Commands

This chapter describes in detail the AT commands and command formats related to SIM configuration and status query, etc.



## 8.1. AT+CPIN PIN authentication

This command is used to authenticate PIN.

AT+CPIN	
Syntax	Possible Returns
Test Command <b>AT+CPIN=?</b>	OK
Read Command <b>AT+CPIN?</b>	If succeed +CPIN: <code> OK If fail +CME ERROR: <err>
Set Command <b>AT+CPIN=&lt;pin&gt;[,&lt;newpin&gt;]</b>	If succeed OK If fail +CME ERROR: <err>
Description	
<p>Set command sends to the MT a password which is necessary before it can be operated (SIM PIN, SIM PUK, PH-SIM PIN, etc.). If the PIN is to be entered twice, the TA shall automatically repeat the PIN. If no PIN request is pending, no action is taken towards MT and an error message, +CME ERROR, is returned to TE. NOTE 1: SIM PIN, SIM PUK, PH-SIM PIN, PH-FSIM PIN, PH-FSIM PUK, SIM PIN2 and SIM PUK2 refer to the PIN of the selected application on the UICC. For example, in an UTRAN context, the selected application on the currently selected UICC should be a USIM and the SIM PIN then represents the PIN of the selected USIM. See 3GPP TS 31.101 [65] for further details on application selection on the UICC. If the PIN required is SIM PUK or SIM PUK2, the second pin is required. This second pin, &lt;newpin&gt;, is used to replace the old pin in the SIM. NOTE 2: Commands which interact with MT that are accepted when MT is pending SIM PIN, SIM PUK, or PH-SIM are: +CGMI, +CGMM, +CGMR, +CGSN, D112; (emergency call), +CPAS, +CFUN, +CPIN, +CPINR, +CDIS (read and test command only), and +CIND (read and test command only). It is implementation specific whether additional commands can be accepted when MT is pending SIM PIN, SIM PUK, or PH-SIM. Read command returns an alphanumeric string indicating whether some password is required or not.</p>	
Defined Values	
<pin> String type values.	
<newpin> String type values, new PIN after <pin> check pass.	
<code> String type.	

**AT+CPIN**

Values reserved by the present document: -READY MT is not pending for any password; -SIM PIN MT is waiting UICC/SIM PIN to be given; -SIM PUK MT is waiting UICC/SIM PUK to be given; -SIM PIN2 MT is waiting active application in the UICC (GSM or USIM) or SIM card PIN2 to be given (this <code> is recommended to be returned only when the last executed command resulted in PIN2 authentication failure (i.e. +CME ERROR: 17); if PIN2 is not entered right after the failure, it is recommended that MT does not block its operation); -SIM PUK2 MT is waiting active application in the UICC (GSM or USIM) or SIM card PUK2 to be given (this <code> is recommended to be returned only when the last executed command resulted in PUK2 authentication failure (i.e. +CME ERROR: 18); if PUK2 and new PIN2 are not entered right after the failure, it is recommended that MT does not block its operation).

**Remark**

Commands which interact with MT that are accepted when MT is pending SIM PIN, SIM PUK, or PH SIM are: +CGMI, +CGMM, +CGMR, D112; (emergency call), +CPAS, +CFUN, +CPIN, +CDIS (read and test command only), and +CIND (read and test command only).

Notes: After input three times wrong PIN, SIM card will be locked.

## 8.2. AT+CPWD Change password

This command is used to change password [PIN/PIN2].

AT+CPWD	
Syntax	Possible Returns
Test Command <pre>AT+CPWD=?</pre>	<pre>+CPWD: list of supported (&lt;fac&gt;,&lt;pwdlength&gt;) OK</pre>
Set Command <pre>AT+CPWD=&lt;fac&gt;,&lt;oldpwd&gt;,&lt;newpwd&gt;</pre>	If succeed <pre>OK</pre> If fail <pre>+CME ERROR: &lt;err&gt;</pre>
Description	
<p>Action command sets a new password for the facility lock function defined by command Facility Lock +CLCK. Test command returns a list of pairs which present the available facilities and the maximum length of their password.</p>	
Defined Values	
<p><b>&lt;fac&gt;</b> String type; values reserved by the present document.</p>	
<p><b>SC</b> SIM</p>	
<p><b>P2</b> SIM PIN2 refer Facility Lock +CLCK for other values.</p>	
<p><b>&lt;oldpwd&gt;,&lt;newpwd&gt;</b> String type; <b>&lt;oldpwd&gt;</b> shall be the same as password specified for the facility from the MT user interface or with command Change Password +CPWD and <b>&lt;newpwd&gt;</b> is the new password; maximum length of password can be determined with <b>&lt;pwdlength&gt;</b>.</p>	
<p><b>&lt;pwdlength&gt;</b> Integer type; maximum length of the password for the facility.</p>	

## 8.3. AT+CSIM Generic SIM access

This command allows a direct control of the SIM that is installed in the currently selected card slot, by a distant application on the TE.

AT+CSIM	
Syntax	Possible Returns
Test Command <pre>AT+CSIM=?</pre>	<pre>OK</pre>
Set Command <pre>AT +CSIM=&lt;length&gt;,&lt;comma nd&gt;</pre>	If succeed <pre>+CSIM: &lt;length&gt;,&lt;response&gt; OK</pre> If fail <pre>+CME ERROR: &lt;err&gt;</pre>
Description	
<p>Set command transmits to the MT the &lt;command&gt; it then shall send as it is to the SIM. In the same manner, the SIM &lt;response&gt; shall be sent back by the MT to the TA as it is. NOTE: Compared to Restricted SIM Access command +CRSM, the definition of +CSIM allows TE to take more control over the SIM#MT interface. The locking and unlocking of the interface may be done by a special &lt;command&gt; value or automatically by TA/MT (by interpreting &lt;command&gt; parameter). In case that TE application does not use the unlock command (or does not send a &lt;command&gt; causing automatic unlock) in a certain timeout value, MT may release the locking.</p>	
Defined Values	
<p><b>&lt;length&gt;</b> Integer type, length of characters sent to the TE in &lt;command&gt; or &lt;response&gt; (i.e. twice the number of octets in the raw data)</p>	
<p><b>&lt;command&gt;</b> String type: hex format: 3GPP 102.221 SIM command sent from the ME to the SIM.</p>	
<p><b>&lt;response&gt;</b> String type: hex format: 3GPP 102.221 response from SIM to &lt;command&gt;.</p>	
Scope	
<p>Channel specific for test and read command. Generic for set command.</p>	

 **Note:** ML302S/ML307S does not support this command.

## 8.4. AT+CRSM Restricted SIM access

This command supports limited access to SIM database.

AT+CRSM	
Syntax	Possible Returns
Test Command <pre>AT+CRSM=?</pre>	<pre>OK</pre>
Set Command <pre>AT +CRSM=&lt;command&gt;[,&lt;fileid&gt; &gt;[,&lt;P1&gt;,&lt;P2&gt;,&lt;P3&gt;[,&lt;data&gt;[, &lt;pathid&gt;]]]]</pre>	If succeed <pre>+CRSM:&lt;sw1&gt;,&lt;sw2&gt;[,&lt;response&gt;] OK</pre> If fail <pre>+CME ERROR: &lt;err&gt;</pre>
Description	
<p>By using this command instead of Generic SIM Access +CSIM TE application has easier but more limited access to the SIM database. Set command transmits to the MT the SIM <b>&lt;command&gt;</b> and its required parameters. If a SIM installed in the currently selected card slot, the MT handles internally all SIM#MT interface locking and file selection routines. As response to the command, MT sends the actual SIM information parameters and response data. MT error result code +CME ERROR may be returned when the command cannot be passed to the SIM, but failure in the execution of the command in the SIM is reported in <b>&lt;sw1&gt;</b> and <b>&lt;sw2&gt;</b> parameters. Coordination of command requests to SIM and the ones issued by GSM/UMTS application inside the MT is implementation dependent. However the TE should be aware of the precedence of the GSM/UMTS application commands to the TE commands.</p>	
Defined Values	
<b>&lt;command&gt;</b> Integer type, following commands are used for SIM card. <sup>77</sup>	

**176**

READ BINARY

**178**

READ RECORD

**192**

GET RESPONSE

**214**

UPDATE BINARY

**220**

UPDATE RECORD

**242**

77. ML302S/ML307S/ML302A/ML305A/ML307A/ML307R/ML305U/ML307G does not support parameters 203, 219; ML305M does not support parameters 203, 219, 242.

## AT+CRSM

STATUS

**203**

RETRIEVE DATA

**219**

SET DATA

NOTE1: The MT internally executes all commands necessary for selecting the desired file, before performing the actual command. All other values are reserved.

**<fileid>** For SIM card, it is integer type, e.g. read ADN file id is 28474 (6F3A in hex). For USIM card, it is string type, e.g. read ADN file id is 5F3A4F3A (5F3A is the path, 4F3A is the file id). This is the identifier of an elementary datafile on SIM. Mandatory for every command except STATUS.

**<P1>, <P2>, <P3>** Integer type; parameters passed on by the MT to the SIM. These parameters are mandatory for every command, except GET RESPONSE and STATUS. The values are described in GSM 11.11 [28].

**<data>** Information which shall be written to the SIM (hexadecimal character format; refer +CSCS).

**<pathid>** string type; contains the path of an elementary file on the SIM/UICC in hexadecimal format as defined in ETSI TS 102 221 [60] (e.g. "7F205F70" in SIM and UICC case). The **<pathid>** shall only be used in the mode "select by path from MF" as defined in ETSI TS 102 221 [60]. NOTE2: Since valid elementary file identifiers may not be unique over all valid dedicated file identifiers the **<pathid>** indicates the targeted UICC/SIM directory path in case of ambiguous file identifiers. For earlier versions of this specification or if **<pathid>** is omitted, it could be implementation specific which one will be selected.

**<SW1>, <SW2>** Integer type; information from the SIM about the execution of the actual command. These parameters are delivered to the TE in both cases, on successful or failed execution of the command.

**<response>** Response of a successful completion of the command previously issued (hexadecimal character format; refer+CSCS). STATUS and GET RESPONSE return data, which gives information about the current elementary data field. This information includes the type of file and its size (refer GSM 11.11 [28]). After READ BINARY or READ RECORD command the requested data will be returned. **<response>** is not returned after a successful UPDATE BINARY or UPDATE RECORD command.

## 8.5. AT+CNUM Subscriber number

This command read some records of certain files on (U)SIM.

AT+CNUM	
Syntax	Possible Returns
Test Command	OK
<code>AT+CNUM=?</code>	
Execute Command	If succeed
<code>AT+CNUM</code>	<code>+CNUM:[&lt;alpha1&gt;],&lt;number1&gt;,&lt;type1&gt;[,&lt;speed&gt;,&lt;service&gt;[,&lt;itc&gt;]]</code> <code>][&lt;CR&gt;&lt;LF&gt;]</code> OK
	If fail
	<code>+CME ERROR: &lt;err&gt;</code>
Description	
<p>Action command returns the MSISDNs related to the subscriber (this information can be stored in the SIM/UICC or in the MT). When storing information in the SIM/UICC, if the currently selected card slot contains a SIM card or a UICC with an active GSM application, the information is stored in the EF<sub>MSISDN</sub> under DFTelecom. If the currently selected card slot contains a UICC with an active USIM application, the information is stored in the EF<sub>MSISDN</sub> under ADFUSIM). If subscriber has different MSISDN for different services, each MSISDN is returned on a separate line.</p>	
Defined Values	
<p><b>&lt;alpha&gt;</b> Optional alphanumeric string associated with &lt;number&gt; used character set should be the one selected with command Select TE Character Set +CSCS.</p>	
<p><b>&lt;number&gt;</b> String type phone number of formats specified by &lt;typex&gt;.</p>	
<p><b>&lt;typex&gt;</b> Type of address octet in integer format.</p>	
<p><b>&lt;speed&gt;</b> integer type.</p>	
<b>0</b>	autobauding (automatic selection of the speed; this setting is possible in case of 3.1 kHz modem and nontransparent service)
<b>1</b>	300 bps (V.21)
<b>2</b>	1200 bps (V.22)
<b>3</b>	1200/75 bps (V.23)
<b>4</b>	

**AT+CNUM**

2400 bps (V.22bis)

**5**

2400 bps (V.26ter)

**6**

4800 bps (V.32)

**7**

9600 bps (V.32)

**12**

9600 bps (V.34)

**14**

14400 bps (V.34)

**15**

19200 bps (V.34)

**16**

28800 bps (V.34)

**17**

33600 bps (V.34)

**34**

1200 bps (V.120)

**36**

2400 bps (V.120)

**38**

4800 bps (V.120)

**39**

9600 bps (V.120)

**43**

14400 bps (V.120)

**47**

19200 bps (V.120)

**48**

28800 bps (V.120)

**49**

38400 bps (V.120)

**50**

48000 bps (V.120)

**51**

56000 bps (V.120)

## AT+CNUM

**65**

300 bps (V.110)

**66**

1200 bps (V.110)

**68**

2400 bps (V.110 or X.31 flag stuffing)

**70**

4800 bps (V.110 or X.31 flag stuffing)

**71**

9600 bps (V.110 or X.31 flag stuffing)

**75**

14400 bps (V.110 or X.31 flag stuffing)

**79**

19200 bps (V.110 or X.31 flag stuffing)

**80**

28800 bps (V.110 or X.31 flag stuffing)

**81**

38400 bps (V.110 or X.31 flag stuffing)

**82**

48000 bps (V.110 or X.31 flag stuffing)

**83**

56000 bps (V.110 or X.31 flag stuffing; this setting can be used in conjunction with asynchronous nontransparent UDI or RDI service in order to get FTM)

**84**

64000 bps (X.31 flag stuffing; this setting can be used in conjunction with asynchronous non-transparent UDI service in order to get FTM)

**115**

56000 bps (bit transparent)

**116**

64000 bps (bit transparent)

**120**

32000 bps (PIAFS32k)

**121**

64000 bps (PIAFS64k)

**130**

28800 bps (multimedia)

**131**

32000 bps (multimedia)

**AT+CNUM****132**

33600 bps (multimedia)

**133**

56000 bps (multimedia)

**134**

64000 bps (multimedia)

**reserved**

all other values below 256

**<service>** integer type.(service related to the phone number)**0**

asynchronous modem

**1**

synchronous modem

**2**

PAD Access (asynchronous)

**3**

Packet Access (synchronous)

**4**

voice

**5**

fax

**reserved**

all other values below 256

**<itc>** integer type.(information transfer capability)**0**

3,1 kHz

**1**

UDI

**i Note:**

ML302A-DCLM/ML302A-GCLM/ML307A-DCLN/ML307A-GCLN/ML307A-DL/ML307R/ML305A-DC/ML305A-DL/ML305M/ML307G does not support the command;

ML302A/ML305A/ML307A: If the query fails, write the number track to the SIM card by running the command, for example: AT+CPBW=1,"138000000XX".

## 8.6. AT+CIMI Request international mobile subscriber identity


This command is used to request international mobile subscriber identity.

AT+CIMI	
Syntax	Possible Returns
Execute Command	If succeed <code>&lt;IMSI&gt;</code> <code>OK</code>
<b>AT+CIMI</b>	If fail <code>+CME ERROR: &lt;err&gt;</code>
Description	
This command causes the TA to return <code>&lt;IMSI&gt;</code> , which is intended to permit the TE to identify the individual active application in the UICC (GSM or USIM) or SIM card which is attached to MT.	
Defined Values	
<code>&lt;IMSI&gt;</code> International Mobile Subscriber Identity (string without double quotes)	

## 8.7. AT+CCHO Open UICC logical channel

This command is used to open UICC logical channel.

AT+CCHO	
Syntax	Possible Returns
	If succeed
Execution Command	<sessionid> OK
<b>AT+CCHO=&lt;dfname&gt;</b>	If fail
	+CME ERROR: <err>
Description	
<p>Execution of this command causes the MT to return &lt;sessionid&gt; to allow the TE to identify a channel that is being allocated by the currently selected UICC, which is attached to ME. The currently selected UICC will open a new logical channel; select the application identified by the &lt;dfname&gt;received with this command and return a session Id as the response. The ME restricts the communication between the TE and the UICC to this logical channel.</p>	
Defined Values	
<p><b>&lt;dfname&gt;</b> String type in hexadecimal character format. All selectable applications in the UICC are referenced by a DF name coded on 1 to 16 bytes.</p>	
<p><b>&lt;sessionid&gt;</b> Integer type; a session Id to be used to target a specific application on the smart card (e.g. (U)SIM, WIM,ISIM) using logical channels mechanism. See 3GPP TS 31.101 for more information about defined values.<sup>78</sup></p>	

 **Note:** ML302S/ML307S does not support this command.

78. ML305M support parameters range is 1~19.

## 8.8. AT+CCHC Close UICC logical channel

This command is used to close UICC logical channel.

AT+CCHC	
Syntax	Possible Returns
	If succeed
Execution Command	+CCHC OK
<code>AT+CCHC=&lt;sessionid&gt;</code>	If fail
	+CME ERROR: <err>

### Description

This command asks the ME to close a communication session with the active UICC. The ME closes the previously opened logical channel. The TE will no longer be able to send commands on this logical channel. The UICC will close the logical channel when receiving this command.

### Defined Values

**<sessionid>** Integer type; a session Id to be used to target a specific application on the smart card (e.g. (U)SIM, WIM, ISIM) using logical channels mechanism. See 3GPP TS 31.101 for more information about defined values.

**Note:** ML302S/ML307S does not support this command.

## 8.9. AT+CGLA Generic UICC logical channel access

This command is used to access generic UICC logical channel.

AT+CGLA	
Syntax	Possible Returns
Execution Command <pre>AT +CGLA=&lt;sessionid&gt;,&lt;length&gt;,&lt;command&gt;</pre>	If succeed <pre>+CGLA: &lt;length&gt;,&lt;response&gt; OK</pre> If fail <pre>+CME ERROR: &lt;err&gt;</pre>
Description	
<p>Set command transmits to the MT the &lt;command&gt; is sent as is to the selected UICC. The UICC&lt;response&gt; is sent back by the MT to the TA as is. This command allows a direct control of the currently selected UICC by a distant application on the TE. Although+CGLA allows the TE to take control over the UICC–MT interface, there are some functions of the UICC–MT interface that logically do not need to be accessed from outside the TA/MT and, for security reasons the GSM network authentication should not be handled outside the TA/MT. So, a Run GSM Algorithm command or an Authenticate command in GSM context shall not be allowed whether the +CGLA is locked or unlocked. However, the TE may send Authenticate commands in other security contexts(e.g. EAP security context).</p>	
Defined Values	
<p><b>&lt;sessionid&gt;</b> Integer type; this is the identifier of the session used to send the APDU commands to the UICC. It is mandatory to send commands to the UICC when targeting applications on the smart card using a logical channel other than the default channel (channel "0").</p>	
<p><b>&lt;length&gt;</b> Integer type; length of the characters that are sent to TE in &lt;command&gt; or &lt;response&gt; (two times the actual length of the command or response).</p>	
<p><b>&lt;command&gt;</b> Command passed on by the MT to the UICC in the format as described in 3GPP TS 31.101 (hex adecimal character format).</p>	
<p><b>&lt;response&gt;</b> Response to the command passed on by the UICC to the MT in the format as described in 3GPP TS 31.101(hexadecimal character format).</p>	

 **Note:** ML302S/ML307S does not support this command.

# 9. SMS Related Commands



## 9.1. AT+CSMS Select message service

This command is used to select message service.

AT+CSMS	
Syntax	Possible Returns
Test Command <b>AT+CSMS=?</b>	+CSMS: (list of supported <service>s) OK
Read Command <b>AT+CSMS?</b>	If succeed +CSMS: <service>, <mt>, <mo>, <bm> OK  If fail +CMS ERROR: <err> or +CME ERROR: <err>
Set Command <b>AT+CSMS=&lt;service&gt;</b>	If succeed +CSMS: <mt>, <mo>, <bm> OK  If fail +CMS ERROR: <err> or +CME ERROR: <err>
Description	
<p>Set command selects messaging service &lt;service&gt;. It returns the types of messages supported by the ME: &lt;mt&gt; for mobile terminated messages, &lt;mo&gt; for mobile originated messages and &lt;bm&gt; for broadcast type messages. If chosen service is not supported by the ME (but is supported by the TA), final result code +CMS ERROR: &lt;err&gt; or +CME ERROR: &lt;err&gt; shall be returned. See chapter Message Service Failure Result Code for a list of &lt;err&gt; values. Also read command returns supported message types along the current service setting. Test command returns a list of all services supported by the TA.</p>	
Defined Values	

**<service>** Integer type.<sup>79</sup>

**0**

3GPP TS 23.040 [3] and 3GPP TS 23.041 [4]

**1**

3GPP TS 23.040 [3] and 3GPP TS 23.041 [4] the requirement of <service> setting 1 is mentioned under corresponding command descriptions).

**2...127**

79. ML302S/ML307S/ML302A/ML305A/ML307A/ML307R/ML305U does not support parameters 2~128.

## AT+CSMS

Reserved

128...

Manufacturer specific

---

**<mt>**, **<mo>**, **<bm>** Integer type.

---

**0**

Type not supported

**1**

Type supported

---

 **Note:** ML305A-DL/ML307A-DL/ML307R-DL/ML305M/ML307G-DL does not support this command.



## 9.2. AT+CMGF Select SMS message format

This command is used to set SMS message format.

AT+CMGF	
Syntax	Possible Returns
Test Command <b>AT+CMGF=?</b>	<pre>+CMGF:list of supported &lt;mode&gt;s OK</pre>
Read Command <b>AT+CMGF?</b>	<p>If succeed</p> <pre>+CMGF:&lt;mode&gt; OK</pre> <p>If fail</p> <pre>+CMS ERROR: &lt;err&gt; or +CME ERROR: &lt;err&gt;</pre>
Set Command <b>AT+CMGF=&lt;mode&gt;</b>	<p>If succeed</p> <pre>OK</pre> <p>If fail</p> <pre>+CMS ERROR: &lt;err&gt; or +CME ERROR: &lt;err&gt;</pre>
Description	
<p>Set command tells the TA, which input and output format of messages to use. <b>&lt;mode&gt;</b> indicates the format of messages used with send, list, read and write commands and unsolicited result codes resulting from received messages. Mode can be either PDU mode (entire TP data units used) or text mode (headers and body of the messages given as separate parameters). Text mode uses the value of parameter <b>&lt;chset&gt;</b> specified by command Select TE Character Set +CSCS to inform the character set to be used in the message body in the TA-TE interface. Test command returns supported modes as a compound value.</p>	
Defined Values	
<b>&lt;mode&gt;</b> Integer type.	
<b>0</b>	PDU mode (default when implemented)
<b>1</b>	Text mode

 **Note:** ML305A-DL/ML307A-DL/ML307R-DL/ML307G-DL does not support this command.

## 9.3. AT+CSMP Set SMS text mode parameters

This command is used to set SMS text mode parameters.

AT+CSMP	
Syntax	Possible Returns
Test Command <pre>AT+CSMP=?</pre>	OK
Read Command <pre>AT+CSMP?</pre>	If succeed <pre>+CSMP: &lt;fo&gt;,&lt;vp&gt;,&lt;pid&gt;,&lt;dc&gt;</pre> OK If fail <pre>+CMS ERROR: &lt;err&gt;</pre> or <pre>+CME ERROR: &lt;err&gt;</pre>
Set Command <pre>AT+CSMP=&lt;fo&gt;[,&lt;vp&gt;[,&lt;pid&gt;[,&lt;dc&gt;]]]</pre>	If succeed OK If fail <pre>+CMS ERROR: &lt;err&gt;</pre> or <pre>+CME ERROR: &lt;err&gt;</pre>
Description	
<p>Set command is used to select values for additional parameters needed when SM is sent to the network or placed in a storage when text format message mode is selected. It is possible to set the validity period starting from when the SM is received by the SMSC (&lt;vp&gt; is in range 0... 255) or define the absolute time of the validity period termination (&lt;vp&gt; is a string). The format of &lt;vp&gt; is given by &lt;fo&gt;. If TA supports the EVPF, see 3GPP TS 23.040 [3], it shall be given as a hexadecimal coded string (refer e.g. &lt;pdu&gt;) with double quotes. NOTE: When storing a SMS-DELIVER from the TE to the preferred memory storage in text mode (refer command Write Message to Memory +CMGW), &lt;vp&gt; field can be used for &lt;scts&gt;.</p>	
Defined Values	
<p><b>&lt;fo&gt;</b> Depending on the command or result code: first octet of 3G TS 23.040 [3]            SMS-DELIVER[mt],SMSSUBMIT[mo] (default 17), SMS-STATUS-REPORT, or SMS-COMMAND (default 2) in integer format.<sup>80</sup></p>	
<p><b>&lt;vp&gt;</b> Depending on SMS-SUBMIT &lt;fo&gt; setting: 3G TS 23.040 [3] TP-Validity-Period either in integer format(default 167), in time-string format (refer to &lt;dt&gt;), or if EVPF is supported, in enhanced format. (hexadecimal coded string with double quotes)<sup>81</sup></p>	

80. ML305U only support parameters 17,49.

81. In ML305M, the value of <vp> depends on the combination of bit3 and bit4 of parameter <fo>.

## AT+CSMP

Table 4. The relationship table of combination of bit3 and bit4 of parameter <fo> and type of parameter <vp> in ML305M.

Combination of bit3 and bit4 of parameter <fo>	Type of parameter <vp>	Meaning of parameter <vp>
0		The field of parameter <vp> does not exist. For example: AT+CSMP=33,0,0
1	String type	Indicates that the short message is stored in the absolute time of SMS service center valid domain terminated. For example: AT +CSMP=9,"23032812383632",0,0
2	Integer type	0~255, Indicates the effective time since receiving a short message from the short message center. For example: AT+CSMP=49,167,0,0
3	String type	Indicates that the short message is stored in the absolute time of SMS service center valid domain terminated. For example: "23/03/27,09:38:36+32"

<pid> 3G TS 23.040 [3] TP-Protocol-Identifier in integer format (default 0)-protocol identity. [Different data storage protocol according to which services protocol used]

<dcsc> Depending on the command or result code: 3G TS 23.038 [2] SMS Data Coding Scheme (default 0), or Cell Broadcast Data Coding Scheme in integer format.[supported three types of csw allowed,0,4,8]

## Remark

Parameter <fo><vp><pid> and <dcsc>, we recommend to set default value of them, but can use other values if need according to spec definite;

If setting "fo" value for MO message, we must make sure the "mti" segment of "fo" (as 03.40 description)is "01" , meanings that bit1 is "0" and bit0 is "1" , otherwise exception would happen;

If setting "dcsc" value for MO message, we must make sure that the dcsc is equal to 0, or 4, or 8, other values are not allowed now.

 Note: ML305A-DL/ML307A-DL/ML307R-DL/ML307G-DL does not support this command.

## 9.4. AT+CSCA Service center address

This command is used to set service center address.

AT+CSCA	
Syntax	Possible Returns
Test Command <b>AT+CSCA=?</b>	OK
Read Command <b>AT+CSCA?</b>	If succeed +CSCA:<sca>,<tosca> OK If fail +CMS ERROR: <err> or +CME ERROR: <err>
Set Command <b>AT+CSCA=&lt;sca&gt;[,&lt;tosca&gt;]</b>	If succeed OK If fail +CMS ERROR: <err> or +CME ERROR: <err>
<b>Description</b> Execution command saves active message service settings to a non-volatile memory. A TA can contain several profiles of settings. Settings specified in commands Service Centre Address +CSCA, Set Message Parameters +CSMP and Select Cell Broadcast Message Types +CSCB (if implemented) are saved. Certain settings may not be supported by the storage (e.g. (U)SIM SMS parameters) and therefore can not be saved. See chapter Message Service Failure Result Code for <err> values. Test command shall display the supported profile numbers for reading and writing of settings.	
<b>Defined Values</b> <b>&lt;sca&gt;</b> GSM 04.11 RP SC address Address-Value field in string format. <b>&lt;tosca&gt;</b> GSM 04.11 RP SC address Type-of-Address octet in integer format.	

 **Note:** ML305A-DL/ML307A-DL/ML307R-DL/ML307G-DL does not support this command.

## 9.5. AT+CSDH Show SMS text mode parameters

This command is used to show SMS text mode parameters.

AT+CSDH	
Syntax	Possible Returns
Test Command <b>AT+CSDH=?</b>	<pre>+CSDH: list of supported &lt;show&gt;s OK</pre>
Read Command <b>AT+CSDH?</b>	<p>If succeed</p> <pre>+CSDH: &lt;show&gt; OK</pre> <p>If fail</p> <pre>+CMS ERROR: &lt;err&gt; or +CME ERROR: &lt;err&gt;</pre>
Set Command <b>AT+CSDH=&lt;show&gt;</b>	<p>If succeed</p> <pre>OK</pre> <p>If fail</p> <pre>+CMS ERROR: &lt;err&gt; or +CME ERROR: &lt;err&gt;</pre>
<b>Description</b> Set command controls whether detailed header information is shown in text mode result codes. Test command returns supported values as a compound value.	
<b>Defined Values</b> <b>&lt;show&gt;</b> Integer type.	
<b>0</b>	Do not show the values in result codes.
<b>1</b>	Show the values in result codes.

 **Note:** ML305A-DL/ML307A-DL/ML307R-DL/ML307G-DL does not support this command.

## 9.6. AT+CNMI SMS event reporting configuration

This command is used to set SMS event reporting configuration.

AT+CNMI	
Syntax	Possible Returns
Test Command <b>AT+CNMI=?</b>	<i>+CNMI: (list of supported &lt;mode&gt;s), (list of supported &lt;mt&gt;s), (list of supported &lt;bm&gt;s), (list of supported &lt;ds&gt;s), (list of supported &lt;bfr&gt;s)</i> OK
Read Command <b>AT+CNMI?</b>	<b>If succeed</b> <i>+CNMI:&lt;mode&gt;,&lt;mt&gt;,&lt;bm&gt;,&lt;ds&gt;,&lt;bfr&gt;</i> OK  <b>If fail</b> <i>+CMS ERROR: &lt;err&gt;</i> or <i>+CME ERROR: &lt;err&gt;</i>
Execute Command <b>AT</b> <b>+CNMI=&lt;mode&gt;[,&lt;mt&gt;[,&lt;bm&gt;[,&lt;ds&gt;[,&lt;bfr&gt;]]]]</b>	<b>If succeed</b> OK  <b>If fail</b> <i>+CMS ERROR: &lt;err&gt;</i> or <i>+CME ERROR: &lt;err&gt;</i>
Description	
<p>Set command selects the procedure, how receiving of new messages from the network is indicated to the TE when TE is active, e.g. DTR signal is ON. If TE is inactive (e.g. DTR signal is OFF), message receiving should be done as specified in 3GPP TS 23.038 [2]. NOTE 1: When DTR signal is not available or the state of the signal is ignored (V.25ter command &amp;D0), reliable message transfer can be assured by using +CNMA acknowledgement procedure. &lt;mode&gt; controls the processing of unsolicited result codes specified within this command, &lt;mt&gt; sets the result code indication routing for SMS-DELIVERs, &lt;bm&gt; for CBMs and &lt;ds&gt; for SMS-STATUS-REPORTs. &lt;bfr&gt; defines the handling method for buffered result codes when &lt;mode&gt; 1, 2 or 3 is enabled. If ME does not support requested item (although TA does), final result code +CMS ERROR: &lt;err&gt; or +CME ERROR: &lt;err&gt; is returned. See chapter Message Service Failure Result Code for a list of &lt;err&gt; values. Test command gives the settings supported by the TA as compound values.</p>	
Defined Values	
<b>&lt;mode&gt;</b> Integer type. The default value is 0. <sup>82</sup>	

0

Buffer unsolicited result codes in the TA. If TA result code buffer is full, indications can be buffered in some other place or the oldest indications may be discarded and replaced with the new received indications.

82. ML302S/ML307S does not support parameters 3.

## AT+CNMI

1

Discard indication and reject new received message unsolicited result codes when TA-TE link is reserved (e.g. in on-line data mode). Otherwise forward them directly to the TE.

2

Buffer unsolicited result codes in the TA when TA-TE link is reserved (e.g. in on-line data mode) and flush them to the TE after reservation. Otherwise forward them directly to the TE.

3

Forward unsolicited result codes directly to the TE. TA-TE link specific inband technique used to embed result codes and data when TA is in on-line data mode.

**<mt>** Integer type (the rules for storing received SMSs depend on its data coding scheme (refer 3GPP TS 23.038 [2]), preferred memory storage (+CPMS) setting and this value. The default value is 0.

0

No SMS DELIVER indications are routed to the TE.

1

If SMS DELIVER is stored into ME/TA, indication of the memory location is routed to the TE using unsolicited result code: +CMTI:<mem>,<index>

2

SMS DELIVERS (except class 2 messages and messages in the message waiting indication group (store message)) are routed directly to the TE using unsolicited result code: +CMT:[<alpha>],<length><CR><LF><pdu> (PDU mode enabled) or +CMT:<oa>,[<alpha>],<scts>[,<toa>,<fo>,<pid>,<dcs>,<sca>,<tosca>,<length>]<CR><LF><data>

3

Class 3 SMS-DELIVERS are routed directly to TE using unsolicited result codes defined in <mt>=2. Messages of other data coding schemes result in indication as defined in <mt>=1.

**<bm>** Integer type (the rules for storing received CBMs depend on its data coding scheme (refer 3GPP TS 23.038 [2]), the setting of Select CBM Types (+CSCB) and this value. The default value is 0.<sup>83</sup>

0

No CBM indications are routed to the TE.

1

If CBM is stored into ME/TA, indication of the memory location is routed to the TE using unsolicited result code: +CBMI:<mem>,<index>

2

New CBMs are routed directly to the TE using unsolicited result code: +CBM: <length><CR><LF><pdu> (PDU mode enabled) or +CBM:<sn>,<mid>,<dcs>,<page>,<pages><CR><LF><data> (text mode enabled)  
If ME supports data coding groups which define special routing also for messages other than class.

3

Class 3 CBMs are routed directly to TE using unsolicited result codes defined in <bm>=2. If CBM storage is supported, messages of other classes result in indication as defined in <bm>=1.

83. ML302S/ML307S does not support parameters 1, 3. ML302A/ML305A/ML307A/ML307R does not support parameter 1.

## AT+CNMI

**<ds>** Integer type. The default value is 0.<sup>84</sup>

**0**

No SMS STATUS-REPORTs are routed to the TE.

**1**

SMS STATUS-REPORTs are routed to the TE using unsolicited result code:

```
+CDS: <length><CR><LF><pdu> (PDU mode enabled) or
+CDS:<fo>,<mr>,<ra>,<tora>,<scts>,<dt>,<st> (text mode enabled)
```

**2**

If SMS-STATUS-REPORT is stored into ME/TA, indication of the memory location is routed to the TE using unsolicited result code:

```
+CDSI: <mem>,<index>
```

**<bfr>** Integer type. The default value is 0.

**0**

TA buffer of unsolicited result codes defined within this command is flushed to the TE when <mode> 1... 3 is entered (OK response shall be given before flushing the codes).

**1**

TA buffer of unsolicited result codes defined within this command is cleared when <mode> 1... 3 is entered.

## Remark

If PDU mode, each bit meaning of DCS byte are reference in chapter 11.10.5, CMGW remark.

 **Note:** ML305A-DL/ML307A-DL/ML307R-DL/ML307G-DL does not support this command.

84. ML305U does not support parameters 2.

## 9.7. AT+CMGR Read message

This command is used to read message.

AT+CMGR	
Syntax	Possible Returns
Test Command	OK
<code>AT+CMGR=?</code>	
Set Command	<p>If succeed</p> <pre>+CMGR:&lt;stat&gt;,&lt;oa&gt;,[&lt;alpha&gt;],&lt;scts&gt;[,&lt;tooa&gt;,&lt;fo&gt;,&lt;pid&gt;,&lt;dcsc&gt;,&lt;sca&gt;,&lt;tosca&gt;,&lt;length&gt;] &lt;data&gt; OK</pre> <p>If fail</p> <pre>+CMS ERROR: &lt;err&gt; or +CME ERROR: &lt;err&gt;</pre>
<code>AT+CMGR=&lt;index&gt;</code>	
Description	
<p>Execution command returns message with location value &lt;index&gt; from message storage &lt;mem1&gt; to the TE. About text mode parameters in italics, refer command Show Text Mode Parameters +CSDH. If status of the message is 'received unread', status in the storage changes to 'received read'. If reading fails, final result code +CMS ERROR: &lt;err&gt; or +CME ERROR: &lt;err&gt; is returned.</p>	
Defined Values	
<p>&lt;index&gt; Integer type, indicate which message will be read.</p>	
Remark	
<p>&lt;alpha&gt; and &lt;scts&gt; is not supported now; can't read short message report now. When DTE character set is "GSM" (set by +CSCS command), the SMS content will be output by an ASCII string form if it is a pure ASCII SMS, otherwise it will be output in an UCS2 hex string form. If the DET character set is "UCS2" it will always be output in UCS2 hex string form.</p>	

 **Note:** ML305A-DL/ML307A-DL/ML307R-DL/ML307G-DL does not support this command.

## 9.8. AT+CMGC Send command

This command is used to send command.

AT+CMGC	
Syntax	Possible Returns
Set Command	
<p>If text mode (+CMGF=1)</p> <pre>AT +CMGC=&lt;fo&gt;,&lt;ct&gt; [,&lt;pid&gt; [,&lt;mn&gt; [,&lt;da&gt; [,&lt;toda&gt;]]]]&lt;CR&gt;</pre> <p>If pdu mode (+CMGF=0)</p> <pre>AT+CMGC=&lt;length&gt;&lt;CR&gt; text is entered&lt;ctrl-Z/ESC&gt;</pre>	<p>If succeed</p> <pre>+CMGC: &lt;mr&gt;[,&lt;scts&gt;] OK</pre> <p>If fail</p> <pre>+CMS ERROR: &lt;err&gt; or +CME ERROR: &lt;err&gt;</pre>
Description	
<p>Set command selects messaging service &lt;service&gt;. It returns the types of messages supported by the ME:&lt;mt&gt; for mobile terminated messages, &lt;mo&gt; for mobile originated messages and &lt;bm&gt; for broadcast type messages. If chosen service is not supported by the ME (but is supported by the TA), final result code +CMS ERROR: &lt;err&gt; or +CME ERROR: &lt;err&gt; shall be returned. See chapter Message Service Failure Result Code for a list of &lt;err&gt; values. Also read command returns supported message types along the current service setting. Test command returns a list of all services supported by the TA.</p>	
Defined Values	
<p><b>&lt;fo&gt;</b> Depending on the command or result code: first octet of 3GPP TS 23.040 SMS-DELIVER, SMS-SUBMIT(default 17), SMS-STATUS-REPORT, or SMS-COMMAND (default 2) in integer format.</p>	
<p><b>&lt;ct&gt;</b> 3GPP TS 23.040 [3] TP-Command-Type in integer format (default 0).</p>	
<p><b>&lt;pid&gt;</b> 3GPP TS 23.040 [3] TP-Protocol-Identifier in integer format (default 0).</p>	
<p><b>&lt;mn&gt;</b> 3GPP TS 23.040 [3] TP-Message-Number in integer format. The &lt;mn&gt; value is the &lt;mr&gt; value of a previously submitted SM.</p>	
<p><b>&lt;da&gt;</b> 3GPP TS 23.040 [3] TP-Destination-Address Address-Value field in string format; BCD numbers (or GSM 7 bit default alphabet characters) are converted to characters of the currently selected TE character set (refer command +CSCS in 3GPP TS 27.007 [9]); Type of address given by &lt;toda&gt;.</p>	
<p><b>&lt;toda&gt;</b> 3GPP TS 24.011 [6] TP-Destination-Address Type-of-Address octet in integer format (when first character of &lt;da&gt; is + (IRA 43) default is 145, otherwise default is 129).</p>	

 **Note:** ML305A-DL/ML307A-DL/ML307R-DL/ML305M/ML307G-DL does not support this command.

## 9.9. AT+CMGL List messages

This command is used to list SMS Messages from Preferred Store.

AT+CMGL	
Syntax	Possible Returns
Test Command <b>AT+CMGL=?</b>	<pre>+CMGL: (list of supported &lt;stat&gt;s) OK</pre>
	If succeed  TEXT Mode <pre>[+CMGL: &lt;index&gt;, &lt;stat&gt;, &lt;oa/da&gt;, [&lt;scts&gt;]&lt;CR&gt;&lt;LF&gt;&lt;data&gt; &lt;CR&gt;&lt;LF&gt; +CMGL: &lt;index&gt;, &lt;stat&gt;, &lt;da/oa&gt;, [&lt;scts&gt;]&lt;CR&gt;&lt;LF&gt;&lt;data&gt;[...]] OK</pre>
Set Command <b>AT+CMGL=&lt;state&gt;</b>	PDU Mode <pre>[+CMGL: &lt;index&gt;, &lt;stat&gt;, &lt;length&gt;&lt;CR&gt;&lt;LF&gt;&lt;pdu&gt;&lt;CR&gt;&lt;LF&gt; +CMGL: &lt;index&gt;, &lt;stat&gt;, &lt;length&gt;&lt;CR&gt;&lt;LF&gt;&lt;pdu&gt;&lt;CR&gt;&lt;LF&gt;[...]] OK</pre>
	If fail <pre>+CMS ERROR: &lt;err&gt; or +CME ERROR: &lt;err&gt;</pre>
Description	
Execution command returns messages with status value <b>&lt;stat&gt;</b> from message storage <b>&lt;mem1&gt;</b> to the TE.	
Defined Values	
<b>&lt;index&gt;</b> Integer type, the index number of the short message in the storage area. Turn on from 1. The maximum value is the number of entries in the specified storage area.	
<b>&lt;stat&gt;</b> Integer type in PDU mode (default 0), or string type in text mode (default "REC UNREAD"); indicates the status of message in memory; defined values. <sup>85</sup>	

**0**

"REC UNREAD" Received unread message. (i.e. new message)

**1**

"REC READ" Received read message.

**2**

"STO UNSENT" Stored unsent message. (only applicable to SMS)

**3**

85. ML302S/ML307S/ML302A/ML305A/ML307A/ML307R/ML305U does not support parameters 8.

## AT+CMGL

"STO SENT" Stored sent message. (only applicable to SMS)

4

"ALL" All messages. (only applicable to +CMGL command)

5

"STO SENT, SRNR" Saved sent SMS and requested a status report but did not receive a status report.<sup>86</sup>

6

"STO SENT, SRRNS-SM" Saved and sent SMS message, requested status report and received, but not saved to SIM card.<sup>87</sup>

7

"STO SENT, SRRS-SM" Saved and sent SMS message, requested status report and received, and saved to SIM card.<sup>88</sup>

8

"RESEND" After use cmss to send the unsent message.

**<oa/da>** String type, SMS sender/receiver address (sender address for received SMS, receiver address for sent SMS), parameter content is controlled by +CSCS command.

**<scts>** String type, saves the TP service center time stamp, which is the time when the service center receives the message. Sms-submit SMS does not have this item. It uses "time string" format: "YY/mm/DD, HH:mm:SS +ZZ".

**<length>** Integer type, indicating the length of data segment. If UCS2 encoding is adopted, **<pdu>**=4f5b0206, then **<length>**=4; the number of octets of the remaining content after the head of SC address is removed from the corresponding PDU string of **<pdu>** in PDU mode. For example: **<pdu>**: 0891683105200905f051000d91683184529157f70000050500030002, after removing the SC address header, each two numbers correspond to one octet, then **<length>**=20.

## Remark

If PDU mode, each bit meaning of DCS byte are reference in chapter 11.10.5, CMGW remark. If have no message we specific to list, just return "OK" only. Don't care about the dcs value with at+CSMP setting or char set value with AT+CSCS setting here, the display is only depending to formats when the message store.

 Note:

ML305A-DL/ML307A-DL/ML307R-DL/ML307G-DL does not support this command;  
In text mode in ML305M, the type of the current message can be determined by detecting the third parameter in the response message, which is SMS-SUBMIT, SMS-DELIVER, SMS-STATUS-REPORT, SMS-COMMAND, or CBM.

86. Only ML305M supports this parameter.

87. Only ML305M supports this parameter.

88. Only ML305M supports this parameter.

## 9.10. AT+CMGD Delete message

This command is used to delete message.

AT+CMGD	
Syntax	Possible Returns
Test Command <b>AT+CMGD=?</b>	<i>+CMGD: (list of supported &lt;index&gt;s), (list of supported &lt;delflag&gt;s)</i> OK
Set Command <b>AT+CMGD=&lt;index&gt;[,&lt;delflag&gt;]</b>	If succeed OK  If fail <i>+CMS ERROR: &lt;err&gt;</i> or <i>+CME ERROR: &lt;err&gt;</i>
<b>Description</b> Execution command deletes message from preferred message storage <mem1> location <index>. If <delflag> is present and not set to 0 then the ME shall ignore <index> and follow the rules for <delflag> shown below. If deleting fails, final result code +CMS ERROR: <err> or +CME ERROR: <err> is returned. See chapter Message Service Failure Result Code for <err> values. Test command shows the valid memory locations and optionally the supported values of <delflag>.	
<b>Defined Values</b>	
<b>&lt;index&gt;</b> Integer type, indicate which message will be deleted.	
<b>&lt;delflag&gt;</b> An integer indicating multiple message deletion request as following.	
<b>0 (or omitted)</b> Delete the message specified in <index>.	
<b>1</b> Delete all read messages from preferred message storage, leaving unread messages and stored mobile originated messages (whether sent or not) untouched.	
<b>2</b> Delete all read messages from preferred message storage and sent mobile originated messages, leaving unread messages and unsent mobile originated messages untouched.	
<b>3</b> Delete all read messages from preferred message storage, sent and unsent mobile originated messages leaving unread messages untouched.	
<b>4</b> Delete all messages from preferred message storage including unread messages.	
<b>Remark</b>	

## AT+CMGD

Test command. List of supported *<index>*s.

 Note: ML305A-DL/ML307A-DL/ML307R-DL/ML307G-DL does not support this command.



## 9.11. AT+CMGW Write message to memory

This command is used to write message to memory.

AT+CMGW	
Syntax	Possible Returns
Test Command <pre>AT+CMGW=?</pre>	<pre>OK</pre>
Set Command <pre>AT +CMGW=&lt;oa/da&gt;[,&lt;tooa/toda&gt;] a[,&lt;stat&gt;]]&lt;CR&gt; text is entered &lt;CTRL-Z/ESC&gt;</pre>	If succeed <pre>+CMGW: &lt;index&gt; OK</pre> If fail <pre>+CMS ERROR: &lt;err&gt; or +CME ERROR: &lt;err&gt;</pre>
Description	
<p>Execution command stores message (either SMS-DELIVER or SMS-SUBMIT) to memory storage <b>&lt;mem2&gt;</b>. Memory location <b>&lt;index&gt;</b> of the stored message is returned. By default message status will be set to 'stored unsent', but parameter <b>&lt;stat&gt;</b> allows also other status values to be given. The entering of text is done similarly as specified in command Send Message +CMGS. If writing fails, final result code +CMS ERROR: &lt;err&gt; or +CME ERROR: &lt;err&gt; is returned. NOTE: SMS-COMMANDs and SMS-STATUS-REPORTs can not be stored in text mode.</p>	
Defined Values	
<p><b>&lt;index&gt;</b> Integer type; value in the range of location numbers supported by the associated memory.</p>	
<p><b>&lt;da&gt;</b> 3G TS 23.040 [3] TP-Destination-Address Address-Value field in string format; BCD numbers (or GSM 7 bit default alphabet characters) are converted to characters of the currently selected TE character set (refer command +CSCS in 3GPP TS 27.007 [9]); type of address given by &lt;toda&gt;.</p>	
<p><b>&lt;toda&gt;</b> 3G TS 24.011 [6] TP-Destination-Address Type-of-Address octet in integer format (when first character of &lt;da&gt; is + (IRA 43) default is 145, otherwise default is 129 or 161).</p>	
<p><b>&lt;length&gt;</b> Integer type value indicating in the text mode (+CMGF=1) the length of the message body &lt;data&gt; (or &lt;cdata&gt;) in characters; or in PDU mode (+CMGF=0), the length of the actual TP data unit in octets (i.e. the RP layer SMSC address octets are not counted in the length).</p>	
<p><b>&lt;stat&gt;</b> Integer type in PDU mode (default 2 for +CMGW), or string type in text mode, indicates the status of message in memory.</p>	
Remark	

## AT+CMGW

ML302S/ML307S/ML302A/ML305A/ML307A/ML307R/ML305U/ML307G does not support long message.

In ML302S/ML307S/ML302A/ML305A/ML307A/ML307R/ML307G, if pdu mode, each bit meaning of the dcs byte are following: Dcs byte: bit7..bit0.

In ML302S/ML307S/ML302A/ML305A/ML307A/ML307R/ML307G and at PDU mode, if we want to write MT message at storage, we must specify the status of UNREAD or READ. And at PDU mode, we can't write MT message which has the status of UNSENT or SENT.

 Note:

ML305A-DL/ML307A-DL/ML307R-DL/ML307G-DL does not support this command;

In ML305M, storing SMS-COMMAND and SMS-STATUS-REPORT type short messages is not supported in text mode;

In ML305M, when using+CMGW to store different <stat> short messages, it is necessary to ensure that the corresponding short message types of <stat> and <fo> in+CSMP(the first byte in TPDU in PDU mode) are consistent. For example, if the value of <stat> is 0 or 1, it indicates that the current short message is SMS-DELIVER or SMS-STATUS-REPORT, then the combination of BIT1 and BIT0 in the first byte <fo> should be 00 and 10, respectively; If the value of <stat> is 2 and 3, it indicates that the current short message is SMS-COMMAND or SMS-SUBMIT, then the combination of BIT1 and BIT0 in the first byte <fo> should be 10 and 01.

## 9.12. AT+CMGS Send message

This command is used to send message.

AT+CMGS	
Syntax	Possible Returns
Test Command <b>AT+CMGS=?</b>	OK
Set Command <b>AT</b> <b>+CMGS=&lt;da&gt;[,&lt;toda&gt;]&lt;CR&gt;</b> <b>text is entered &lt;ctrl-Z/ESC&gt;</b>	If succeed +CMGS:<mr> OK  If fail +CMS ERROR: <err> or +CME ERROR: <err>
Description	
<p>The write command transmits a short message from TE to network (SMS-SUBMIT). After invoking the write command wait for the prompt "&gt;" and then start to write the message. To send the message, simply enter &lt;CTRL-Z&gt;.</p>	
Defined Values	
<p><b>&lt;da&gt;</b> 3G TS 23.040 [3] TP-Destination-Address Address-Value field in string format; BCD numbers (or GSM 7 bitdefault alphabet characters) are converted to characters of the currently selected TE character set (refer command +CSCS in 3GPP TS 27.007 [9]); type of address given by &lt;toda&gt;.</p>	
<p><b>&lt;toda&gt;</b> 3G TS 24.011 [6] TP-Destination-Address Type-of-Address octet in integer format. (when first character of &lt;da&gt; is + (IRA 43) default is 145, otherwise default is 129.)</p>	
<p><b>&lt;length&gt;</b> Integer type value indicating in the text mode (+CMGF=1) the length of the message body &lt;data&gt; (or &lt;cdata&gt;) in characters; or in PDU mode (+CMGF=0), the length of the actual TP data unit in octets (i.e. the RP layer SMSC address octets are not counted in the length) PDU is given: we can send pdu message depending to the dcs value of oct in the pdu header. The PDU shall be hexadecimal format (similarly as specified for &lt;pdu&gt;) and given in one line; ME/TA converts this coding into the actual octets of PDU.text is entered. we should care about the dcs of at+csmp setting, if we set 7bit encode of dcs, we can send 7bit encode message with text mode. If we set 8bit or 16bit encode of dcs, we can send 8bit or 16bit message with text mode. The entered text should be formatted as follows: If &lt;dc&gt; (set with +CSMP) indicates that 3GPP TS 23.038 [2] GSM 7-bit default alphabet is used and &lt;fo&gt; indicates that 3GPP TS 23.040 [3] TP-User-Data-Header-Indication is not set; -If TE character set other than "HEX" (refer command Select TE Character Set +CSCS in 3GPP TS 27.007 [9]): ME/TA converts the entered text into the GSM 7 bit default alphabet according to rules; backspace can be used to delete last character and carriage returns can be used (previously mentioned four character sequence shall be sent to the TE after every carriage return entered by the user); If TE character set is "HEX": the entered text should consist of two IRA character long</p>	

**AT+CMGS**

hexadecimal numbers which ME/TA converts into the GSM 7-bit default alphabet characters. (e.g. 17 (IRA 49 and 55) will be converted to character. (GSM 7-bit default alphabet 23).

**<mr>** Integer type; 3GPP TS 23.040 [3] TP-Message-Reference in integer format.

**Remark**

Not support long short message.

**<toda>** has three values: 161,145,129.

At PDU mode, it can't send MT message.

 **Note:** ML305A-DL/ML307A-DL/ML307R-DL/ML307G-DL does not support this command.



## 9.13. AT+CMSS Send message from storage

This command is used to send message from storage.

AT+CMSS	
Syntax	Possible Returns
Test Command <pre>AT+CMSS=?</pre>	<pre>OK</pre>
Set Comamnd <pre>AT +CMSS=&lt;index&gt;[,&lt;da&gt;[,&lt;tod a&gt;]]</pre>	If succeed <pre>+CMSS: &lt;mr&gt;[,&lt;ackpdu&gt;] OK</pre> If fail <pre>+CMS ERROR: &lt;err&gt; or +CME ERROR: &lt;err&gt;</pre>
Description	
<p>Execution command sends message with location value &lt;index&gt; from preferred message storage &lt;mem2&gt; to the network (SMS-SUBMIT or SMS-COMMAND). If new recipient address &lt;da&gt; is given given for SMS-SUBMIT, it shall be used instead of the one stored with the message. Reference value &lt;mr&gt; is returned to the TE on successful message delivery. Optionally (when +CSMS &lt;service&gt; value is 1 and network supports) &lt;scts&gt; is returned. Values can be used to identify message upon unsolicited delivery status report result code. If sending fails in a network or an ME error, final result code +CMS ERROR: &lt;err&gt; or +CME ERROR: &lt;err&gt; is returned. This command should be abortable.</p>	
Defined Values	
<p>&lt;index&gt; Integer type; value in the range of location numbers supported by the associated memory.</p>	
<p>&lt;da&gt; 3GPP 23.040 TP-Destination-Address Address-Value field in string format; BCD numbers (or GSM default alphabet characters) are converted to characters of the currently selected TE character set (specified by +CSCS); type of address given by &lt; toda&gt;.</p>	
<p>&lt; toda&gt; 3GPP 24.011 TP-Destination-Address Type-of-Address octet in integer format (when first character of &lt; da&gt; is + (IRA 43) default is 145, otherwise default is 129).</p>	
<p>&lt;mr&gt; 3GPP 23.040 TP-Message-Reference in integer format.</p>	
Scope	
<p>Channel Specific for test command; Generic for execute command.</p>	
<p>Reference 3GPP TS 27.005</p>	

 Note:

In ML305M, when the command parameter <da> has a value, it will be considered as the latest destination address value and will be used instead of the destination address value stored in the short message code stream at <index>, Then send the short message;

ML305A-DL/ML307A-DL/ML307R-DL/ML307G-DL does not support this command.



## 9.14. +CMT/+CMTI Indication new short message (For SMS)

This command is used to indication new short message (For SMS).

### +CMT/+CMTI

#### Possible Returns

##### If succeed

```
+CMTI: <mem>, <index>
+CMT: [<alpha>], <length><CR><LF><pdu> (PDU mode enabled)
+CMT: <oa>, [<alpha>], <scts>[, <toa>, <fo>, <pid>, <dcs>, <sca>, <tosca>, <length>]<CR><LF><data>
(Text mode enbaled)
```

##### If fail

```
+CME ERROR: <err>
```

#### Description

When receive new short message, the module will report +CMTI or +CMT[+CDS] message.

#### Defined Values

**<mem>** String type; memory for storage new messages.<sup>89</sup>

**<index>** Integer type; value in the range of location numbers supported by the associated memory.

**<length>** Integer type value indicating in the text mode (+CMGF=1) the length of the message body <data>(or <cdata>) in characters; or in PDU mode (+CMGF=0), the length of the actual TP data unit in octets(i.e. the RP layer SMSC address octets are not counted in the length).

**<fo>** Depending on the command or result code: first octet of 3G TS 23.040 [3] SMS-DELIVER, SMS-SUBMIT(default 17), SMS-STATUS-REPORT, or SMS-COMMAND (default 2) in integer format.

**<vp>** Depending on SMS-SUBMIT is supported, in enhanced format (hexadecimal coded string with double quotes).

**<pid>** 3G TS 23.040 [3] TP-Protocol-Identifier in integer format (default 0).

**<dcs>** Depending on the command or result code: 3G TS 23.038 [2] SMS Data Coding Scheme (default0), or Cell Broadcast Data Coding Scheme in integer format.

**<sca>** 3G TS 24.011 [6] RP SC address Address-Value field in string format.

**<tosca>** 3G TS 24.011 [6] RP SC address Type-of-Address octet in integer format.

**<scts>** 3G TS 23.040 [3] TP-Service-Centre-Time-Stamp in time-string format (refer <dt>).

**<alpha>** String type alphanumeric representation of <da> or <oa> corresponding to the entry found in MT phone book; implementation of this feature is manufacturer specific; used character set should be the one selected with command Select TE Character.

89. ML305M only support parameters "SR" storage area for report reception.

 Note:

ML302S/ML307S/ML302A/ML305A/ML307A/ML307R do not support SC address in +CTI;  
ML305A-DL/ML307A-DL/ML307R-DL/ML307G-DL does not support this command.



## 9.15. +CDS/+CDSI Indicates SMS status report has been received

This command is used to indicate SMS status report has been received.

### +CDS/+CDSI

#### Possible Returns

##### If succeed

```
+CDS: <length><CR><LF><pdu> (PDU mode enabled)
+CDS: <fo>,<mr>,[<ra>],[<tora>],<scts>,<dt>,<st> (text mode enabled)
+CDSI: <mem>,<index>
```

##### If fail

```
+CME ERROR: <err>
```

#### Description

Indicates that SMS status report has been received.

#### Defined Values

**<pdu>** In the case of SMS: 3G TS 24.011 [6] SC address followed by 3G TS 23.040 [3] TPDU in hexadecimal format:ME/TA converts each octet of TP data unit into two IRA character long hexadecimal number (e.g. octet with integer value 42 is presented to TE as two characters 2A (IRA 50 and 65)).

**<length>** Integer type value indicating in the text mode (+CMGF=1) the length of the message body <data> (or<cdata>) in characters; or in PDU mode (+CMGF=0), the length of the actual TP data unit in octets (i.e. the RP layer SMSC address octets are not counted in the length).

**<fo>** Depending on the command or result code: first octet of 3G TS 23.040 [3] SMS-DELIVER, SMS-SUBMITSMSSTATUS-REPORT, or SMS-COMMAND in integer format is supported, in enhanced format (hexadecimal coded string with double quotes).

**<scts>** 3G TS 23.040 [3] TP-Service-Centre-Time-Stamp in time-string format (refer <dt>).

**<st>** 3G TS 23.040 [3] TP-Status in integer format.

**<mr>** 3G TS 23.040 [3] TP-Message-Reference in integer format.

**<ra>** 3G TS 23.040 [3] TP-Recipient-Address Address-Value field in string format; BCD numbers (or GSM 7 bit default alphabet characters) are converted to characters of the currently selected TE character set (refer command +CSCS in 3G TS 27.007 [9]); type of address given by <tora>.

**<dt>** 3G TS 23.040 [3] TP-Discharge-Time in time-string format: “yy/MM/dd,hh:mm:ss:zz” , where characters indicate year (two last digits), month, day, hour, minutes, seconds and time zone. E.g. 6th of May 1994,22:10:00 GMT+2 hours equals to “94/05/06,22:10:00+08” .

**<tora>** 3G TS 24.011 [6] TP-Recipient-Address Type-of-Address octet in integer format (default refer <toda>).

**+CDS/+CDSI**

<mem> String type; memory for storage new messages.

<index> Integer type; value in the range of location numbers supported by the associated memory.

**Remark**

Please refer to +CNMI.

In ML302S/ML307S, only PDU mode supported.

**Note:**

ML302S/ML307S/ML305U does not support +CDSI;  
ML305A-DL/ML307A-DL/ML307R-DL/ML307G-DL does not support this command;  
In ML305M, in TXT mode, it is necessary to set the parameter BIT5 (calculated when the BIT bit starts from 0) to 1 through the command+CSMP to request a status report to be reported; In PDU mode, the user needs to set the BIT5 (calculated from 0 when the BIT bit is turned on) of the first byte FO in the PDU code stream to 1 to require the status report to be actively reported.



## 9.16. AT+CPMS Preferred SMS message storage

This command is used to set preferred SMS message storage.

AT+CPMS	
Syntax	Possible Returns
Test Command <b>AT+CPMS=?</b>	+CPMS: (list of supported <mem1>s),(list of supported <mem2>s) ,(list of supported <mem3>s) OK
Read Command <b>AT+CPMS?</b>	If succeed +CPMS: <mem1>,<used1>,<total1>,<mem2>,<used2>,<total2>,<mem3>,<used3>,<total3> OK If fail +CMS ERROR: <err> or +CME ERROR: <err>
Set command <b>AT+CPMS =&lt;mem1&gt; [,&lt;mem2&gt; [&lt;mem3&gt;]]</b>	If succeed +CPMS: <used1>,<total1>,<used2>,<total2>,<used3>,<total3> OK If error is related to ME functionality +CMS ERROR: <err> or +CME ERROR: <err>
<b>Description</b> Set command selects memory storages <mem1>, <mem2> and <mem3> to be used for reading, writing, etc. If chosen storage is not appropriate for the ME (but is supported by the TA), final result code +CMS ERROR: <err> or +CME ERROR: <err> shall be returned. Test command returns lists of memory storages supported by the TA.	
<b>Defined Values</b> <mem1> String type, messages to be read and deleted from this memory storage. <sup>90</sup>	
<b>SM</b> SIM message storage	
<b>ME</b> ME message storage	
<b>SR</b>	

90. ML302S/ML307S/ML302A/ML305A/ML307A/ML307R/ML305U/ML307G do not support parameters SR. ML305M does not support parameters ME.

**AT+CPMS**

Status Report message storage (EF-SMR if available on SIM).SR in SIM are only associated with SMSs stored on SIM.

If EF-SMR not available and MMI is present then status reports are stored in NVRAM. In addition, MMI can store status reports in NVRAM as well as ones stored on SIM (EF-SMR file), if available.

**<mem2>** String type, messages will be written and sent to this memory storage.<sup>91</sup>

**SM**

SIM message storage

**ME**

ME message storage

**<mem3>** Received messages will be placed in this memory storage if routing to PC is not set ("+CNMI").<sup>92</sup>

**SM**

SIM message storage

**ME**

ME message storage

**<usedx>** Integer type, number of messages currently in **<memx>**.

**<totalx>** Integer type, number of messages storable in **<memx>**.

Scope

Channel Specific for test command. Generic for execute command.

 **Note:**

ML305A-DL/ML307A-DL/ML307R-DL/ML307G-DL does not support this command.

91. ML305M does not support parameters ME.

92. ML305M does not support parameters ME.

## 9.17. AT+CMMS Set SMS concat

This command is used to set SMS concat.

AT+CMMS	
Syntax	Possible Returns
Test Command <b>AT+CMMS=?</b>	<pre>+CMMS: list of supported &lt;n&gt;s</pre>
Read Command <b>AT+CMMS?</b>	<p>If succeed</p> <pre>+CMMS: &lt;n&gt; OK</pre> <p>If fail</p> <pre>+CMS ERROR: &lt;err&gt; or +CME ERROR: &lt;err&gt;</pre>
Set Command <b>AT+CMMS[=&lt;n&gt;]</b>	<p>If succeed</p> <pre>OK</pre> <p>If fail</p> <pre>+CMS ERROR: &lt;err&gt; or +CME ERROR: &lt;err&gt;</pre>
<b>Description</b> Set command controls the continuity of SMS relay protocol link. When feature is enabled (and supported by network) multiple messages can be sent much faster as link is kept open. Test command returns supported values as a compound value.	
<b>Defined Values</b> <n> Integer type, default value is 0. <sup>93</sup>	
<b>0</b>	Disable.
<b>1</b>	Keep enabled until the time between the response of the latest message send command (+CMGS, +CMSS, etc.) and the next send command exceeds 1–5 seconds (the exact value is up to ME implementation), then ME shall close the link and TA switches <n> automatically back to 0.
<b>2</b>	Enable (if the time between the response of the latest message send command and the next send command exceeds 1–5 seconds (the exact value is up to ME implementation), ME shall close the link but TA shall not switch automatically back to <n>=0).

93. ML305U do not support parameter 2.

 Note: ML305A-DL/ML307A-DL/ML307R-DL/ML305M/ML307G-DL does not support this command.



# 10. ME Error Codes Related Commands

This chapter describes in detail the error codes used in all commands in this manual.



## 10.1. AT+CMEE Error message format

This command is used to disable or enable the use of result code +CME ERROR: <err> or +CMS ERROR: <err> or +CIS ERROR: <err> as an indication of an error relating to the functionality of the ME.

AT+CMEE	
Syntax	Possible Returns
Test Command <b>AT+CMEE=?</b>	+CMEE: (list of supported <n>s) OK
Read Command <b>AT+CMEE?</b>	If succeed +CMEE: <n> OK  If fail +CMS ERROR: <err> or +CME ERROR: <err>
Set Command <b>AT+CMEE=&lt;n&gt;</b>	If succeed OK  If fail +CME ERROR: <err>
Description	
<p>Set command disables or enables the use of final result code +CME ERROR: &lt;err&gt; or +CMS ERROR: &lt;err&gt; or +CIS ERROR: &lt;err&gt; as an indication of an error relating to the functionality of the MT. When enabled, MT related errors cause +CME ERROR: &lt;err&gt; or +CMS ERROR: &lt;err&gt; or +CIS ERROR: &lt;err&gt; final result code instead of the regular ERROR final result code. ERROR is returned normally when error is related to syntax, invalid parameters, or TA functionality. Read command returns the current setting of &lt;n&gt;. Test command returns values supported as a compound value.</p>	
Defined Values	
<n> Integer type. The default value is 1. <sup>94</sup>	
0	Disable result code
1	Enable result code and use numeric values
2	Enable result code and use verbose values

94. ML302S/ML307S only support parameter 1; ML307G does not support parameter 2.

## 10.2. +CME ERROR ME Error code reporting

Code of CME ERROR Meaning.

Table 5. General errors

### General errors

<b>0</b>	phone failure
<b>1</b>	no connection to phone
<b>2</b>	phone-adaptor link reserved
<b>3</b>	operation not allowed
<b>4</b>	operation not supported
<b>5</b>	PH-SIM PIN required
<b>6</b>	PH-FSIM PIN required
<b>7</b>	PH-FSIM PUK required
<b>10</b>	SIM not inserted (See NOTE 1)
<b>11</b>	SIM PIN required
<b>12</b>	SIM PUK required
<b>13</b>	SIM failure (See NOTE 1)
<b>14</b>	SIM busy (See NOTE 1)
<b>15</b>	SIM wrong (See NOTE 1)
<b>16</b>	incorrect password
<b>17</b>	SIM PIN2 required
<b>18</b>	

Table 5. General errors (continued)

## General errors

	SIM PUK2 required
<b>20</b>	memory full
<b>21</b>	invalid index
<b>22</b>	not found
<b>23</b>	memory failure
<b>24</b>	text string too long
<b>25</b>	invalid characters in text string
<b>26</b>	dial string too long
<b>27</b>	invalid characters in dial string
<b>30</b>	no network service
<b>31</b>	network timeout
<b>32</b>	network not allowed – emergency calls only
<b>40</b>	network personalization PIN required
<b>41</b>	network personalization PUK required
<b>42</b>	network subset personalization PIN required
<b>43</b>	network subset personalization PUK required
<b>44</b>	service provider personalization PIN required
<b>45</b>	service provider personalization PUK required
<b>46</b>	

Table 5. General errors (continued)

## General errors

	corporate personalization PIN required
<b>47</b>	
	corporate personalization PUK required
<b>48</b>	
	hidden key required (See NOTE 2)
<b>49</b>	
	EAP method not supported
<b>50</b>	
	Incorrect parameters
<b>51</b>	
	command implemented but currently disabled
<b>52</b>	
	command aborted by user
<b>53</b>	
	not attached to network due to MT functionality restrictions
<b>54</b>	
	modem not allowed – MT restricted to emergency calls only
<b>55</b>	
	operation not allowed because of MT functionality restrictions
<b>56</b>	
	fixed dial number only allowed – called number is not a fixed dial number (refer 3GPP TS 22.101 [147])
<b>57</b>	
	temporarily out of service due to other MT usage
<b>58</b>	
	language/alphabet not supported
<b>59</b>	
	unexpected data value
<b>60</b>	
	system failure
<b>61</b>	
	data missing
<b>62</b>	
	call barred
<b>63</b>	
	message waiting indication subscription failure
<b>100</b>	

Table 5. General errors (continued)

**General errors**

unknown

NOTE 1: This error code is also applicable to UICC.

NOTE 2: This key is required when accessing hidden phonebook entries.



Errors related to a failure to perform an attach.

Table 6. Errors for CS, GPRS and UMTS

**Errors for CS, GPRS and UMTS****102**

IMSI unknown in HLR (See NOTE 2)

**103**

Illegal MS

**104**

IMSI unknown in VLR (See NOTE 2)

**105**

IMEI not accepted (See NOTE 2)

**106**

Illegal ME

**107**

GPRS services not allowed

**108**

GPRS services and non-GPRS services not allowed

**109**

MS identity cannot be derived by the network (See NOTE 2)

**110**

Implicitly detached (See NOTE 2)

**111**

PLMN not allowed

**112**

Location area not allowed

**113**

Roaming not allowed in this tracking area

**114**

GPRS services not allowed in this PLMN

**115**

No suitable cells in tracking area

**116**

MSC temporarily not reachable (See NOTE 2)

**117**

Network failure (See NOTE 2)

**122**

Congestion

**125**

Table 6. Errors for CS, GPRS and UMTS (continued)

## Errors for CS, GPRS and UMTS

Not authorized for this CSG

**132**

Service option not supported (See NOTE 2)

**133**

Requested service option not subscribed (See NOTE 2)

**134**

Service option temporarily out of order (See NOTE 2)

**138**

Call cannot be identified (See NOTE 2)

**148**

Unspecified GPRS error (See NOTE 2)

**150**

Invalid mobile class

**172**

Semantically incorrect message

**173**

Invalid mandatory information

**174**

Message type non-existent or not implemented

**175**

Conditional IE error

**176**

Protocol error, unspecified

**183**

SMS provided via GPRS in this routing area (See NOTE 2)

**185**

No PDP context activated (See NOTE 2)

**186**

Message not compatible with protocol state

**187**

Recovery on timer expiry (See NOTE 2)

**208**

Message type not compatible with protocol state (See NOTE 2)

**209**

Information element non-existent or not implemented (See NOTE 2)

NOTE 1: Values in parentheses are 3GPP TS 24.008 [8] cause codes.

Table 6. Errors for CS, GPRS and UMTS (continued)

**Errors for CS, GPRS and UMTS**

NOTE 2: This error code was given a numeric value in 3GPP Rel-15, but was introduced in an earlier release.

Table 7. Errors for EPS

**Errors for EPS****102**

IMSI unknown in HLR (See NOTE 2)

**103**

Illegal MS

**105**

IMEI not accepted (See NOTE 2)

**106**

Illegal ME

**107**

EPS services not allowed

**108**

EPS services and non-GPRS services not allowed

**109**

UE identity cannot be derived by the network (See NOTE 2)

**110**

Implicitly detached (See NOTE 2)

**111**

PLMN not allowed

**112**

Tracking area not allowed

**113**

Roaming not allowed in this tracking area

**114**

EPS services not allowed in this PLMN

**115**

No suitable cells in tracking area

**117**

Network failure (See NOTE 2)

**118**

CS domain not available

**119**

Table 7. Errors for EPS (continued)

## Errors for EPS

	ESM failure
<b>122</b>	
	Congestion
<b>125</b>	
	Not authorized for this CSG
<b>139</b>	
	CS service temporarily not available (See NOTE 2)
<b>172</b>	
	Semantically incorrect message
<b>173</b>	
	Invalid mandatory information
<b>174</b>	
	Message type non-existent or not implemented
<b>175</b>	
	Conditional IE error
<b>176</b>	
	Protocol error, unspecified
<b>185</b>	
	No EPS bearer context activated (See NOTE 2)
<b>186</b>	
	Message not compatible with protocol state
<b>189</b>	
	Requested service option not authorized in this PLMN (See NOTE 2)
<b>204</b>	
	Severe network failure (See NOTE 2)
<b>208</b>	
	Message type not compatible with protocol state (See NOTE 2)
<b>209</b>	
	Information element non-existent or not implemented (See NOTE 2)
<b>226</b>	
	Redirection to 5GCN required

NOTE 1: Values in parentheses are 3GPP TS 24.301 [83] cause codes.

NOTE 2: This error code was given a numeric value in 3GPP Rel-15, but was introduced in an earlier release.

Errors related to a failure to activate a context.

Table 8. Errors for GPRS and UMTS

**Errors for GPRS and UMTS****124**

MBMS bearer capabilities insufficient for the service (See NOTE 2)

**126**

Insufficient resources

**127**

Missing or unknown APN

**128**

Unknown PDP address or PDP type

**129**

User authentication or authorization failed

**130**

Activation rejected by GGSN, Serving GW or PDN GW

**131**

Activation rejected, unspecified

**132**

Service option not supported

**133**

Requested service option not subscribed

**134**

Service option temporarily out of order

**135**

NSAPI already used (See NOTE 2)

**136**

Regular deactivation (See NOTE 2)

**140**

Feature not supported

**141**

Semantic error in the TFT operation

**142**

Syntactical error in the TFT operation

**143**

Unknown PDP context

**144**

Semantic errors in packet filter(s)

**145**

Table 8. Errors for GPRS and UMTS (continued)

## Errors for GPRS and UMTS

Syntactical errors in packet filter(s)

**146**

PDP context without TFT already activated

**147**

Multicast group membership time-out (See NOTE 2)

**148**

Unspecified GPRS error

**149**

PDP authentication failure

**150**

Invalid mobile class

**172**

Semantically incorrect message (See NOTE 2)

**173**

Invalid mandatory information (See NOTE 2)

**174**

Message type non-existent or not implemented (See NOTE 2)

**175**

Conditional IE error (See NOTE 2)

**176**

Protocol error, unspecified (See NOTE 2)

**177**

Operator determined barring

**178**

Maximum number of PDP contexts reached

**179**

Requested APN not supported in current RAT and PLMN combination

**180**

Request rejected, bearer control mode violation

**182**

User data transmission via control plane is congested

**186**

Message not compatible with protocol state (See NOTE 2)

**188**

Invalid transaction identifier value (See NOTE 2)

**190**

Table 8. Errors for GPRS and UMTS (continued)

## Errors for GPRS and UMTS

Network failure (See NOTE 2)

**191**

Reactivation requested (See NOTE 2)

**192**

PDP type IPv4 only allowed (See NOTE 2)

**193**

PDP type IPv6 only allowed (See NOTE 2)

**194**

Single address bearers only allowed (See NOTE 2)

**195**

Collision with network initiated request (See NOTE 2)

**196**

PDP type IPv4v6 only allowed (See NOTE 2)

**197**

PDP type non IP only allowed (See NOTE 2)

**198**

Bearer handling not supported (See NOTE 2)

**199**

APN restriction value incompatible with active PDP context (See NOTE 2)

**200**

Multiple accesses to a PDN connection not allowed (See NOTE 2)

**208**

Message type not compatible with protocol state (See NOTE 2)

**209**

Information element non-existent or not implemented (See NOTE 2)

NOTE 1: Values in parentheses are 3GPP TS 24.008 [8] cause codes.

NOTE 2: This error code was given a numeric value in 3GPP Rel-15, but was introduced in an earlier release.

Table 9. Errors for EPS

## Errors for EPS

**126**

Insufficient resources

**127**

Missing or unknown APN

**128**

Table 9. Errors for EPS (continued)

## Errors for EPS

Unknown PDN type

**129**

User authentication or authorization failed

**130**

Activation rejected by Serving GW or PDN GW

**131**

Request rejected, unspecified

**132**

Service option not supported

**133**

Requested service option not subscribed

**134**

Service option temporarily out of order

**135**

PTI already in use

**136**

Regular deactivation (See NOTE 2)

**137**

EPS QoS not accepted (See NOTE 2)

**141**

Semantic error in the TFT operation

**142**

Syntactical error in the TFT operation

**143**

Invalid EPS bearer identity

**144**

Semantic errors in packet filter(s)

**145**

Syntactical errors in packet filter(s)

**171**

Last PDN disconnection not allowed (See NOTE 3)

**172**

Semantically incorrect message (See NOTE 2)

**173**

Invalid mandatory information (See NOTE 2)

**174**

Table 9. Errors for EPS (continued)

## Errors for EPS

Message type non-existent or not implemented (See NOTE 2)

**175**

Conditional IE error (See NOTE 2)

**176**

Protocol error, unspecified (See NOTE 2)

**177**

Operator determined barring

**178**

Maximum number of EPS bearers reached

**179**

Requested APN not supported in current RAT and PLMN combination

**181**

unsupported QCI value

**184**

Invalid PTI value

**186**

Message not compatible with protocol state (See NOTE 2)

**190**

Network failure (See NOTE 2)

**191**

Reactivation requested (See NOTE 2)

**192**

PDN type IPv4 only allowed (See NOTE 2)

**193**

PDN type IPv6 only allowed (See NOTE 2)

**194**

Single address bearers only allowed (See NOTE 2)

**195**

Collision with network initiated request (See NOTE 2)

**196**

PDN type IPv4v6 only allowed (See NOTE 2)

**197**

PDN type non IP only allowed (See NOTE 2)

**198**

Bearer handling not supported (See NOTE 2)

**199**

Table 9. Errors for EPS (continued)

## Errors for EPS

APN restriction value incompatible with active EPS bearer context (See NOTE 2)

**200**

Multiple accesses to a PDN connection not allowed (See NOTE 2)

**201**

ESM information not received (See NOTE 2)

**202**

PDN connection does not exist (See NOTE 2)

**203**

Multiple PDN connections for a given APN not allowed (See NOTE 2)

**208**

Message type not compatible with protocol state (See NOTE 2)

**209**

Information element non-existent or not implemented (See NOTE 2)

**221**

PTI mismatch

**230**

PDN type Ethernet only allowed

NOTE 1: Values in parentheses are 3GPP TS 24.301 [83] cause codes.

NOTE 2: This error code was given a numeric value in 3GPP Rel-15, but was introduced in an earlier release.

NOTE 3: The numeric error code for "Last PDN disconnection not allowed" is returned when the MT detects an attempt to disconnect the last PDN or the network returns a response message with cause value. The numeric error code was changed to 171 in 3GPP Rel-11.

Table 10. VBS, VGCS and eMLPP-related errors

## VBS, VGCS and eMLPP-related errors

**151**

VBS/VGCS not supported by the network

**152**

No service subscription on SIM

**153**

No subscription for group ID

**154**

Group Id not activated on SIM

**155**

No matching notification

Table 10. VBS, VGCS and eMLPP-related errors (continued)

## VBS, VGCS and eMLPP-related errors

**156**

VBS/VGCS call already present

**157**

Congestion

**158**

Network failure

**159**

Uplink busy

**160**

No access rights for SIM file

**161**

No subscription for priority

**162**

operation not applicable or not possible

**163**

Group Id prefixes not supported

**164**

Group Id prefixes not usable for VBS

**165**

Group Id prefix value invalid

Table 11. ML305M extended errors

## ML305M extended errors

**6000**

Channel blocking

**6001**

Length of input command exceeds the limit

**6002**

Short message content input error

**6003**

Command not recognized

**6004**

Parameter of command error

**6005**

Only supports ipv4

**6006**

Table 11. ML305M extended errors (continued)

## ML305M extended errors

Only supports ipv6

**6007**

APN authentication failed

**6008**

Unknown PDP address or PDP type

**6009**

The sysconfig setting conflicts with the currently supported frequency band

**6010**

Failed to obtain information

**6011**

Authentication parameter verification failed

**6012**

Authentication parameter verification failed more than the maximum number of times

**6013**

Prohibit processing new commands during card adaptation

**6101**

Unicast state unstable

**6102**

EMBMS not support

**6103**

TMGI out of coverage

**6104**

Unicast out of service

**6105**

Exceed max number

**7000**

Unexpect hold result

**7001**

Hold\_err2 reserved

**7002**

Hold\_err3 reserved

**7003**

Invalid zid

**7004**

Invalid pid

**7005**

Table 11. ML305M extended errors (continued)

**ML305M extended errors**

Invalid context

**7006**

Invalid zinfo

**7007**

Unpermitted hold operation

**7008**

Redundant hang up operation

**7009**

Chld err1 reserved

**7101**

Send UT request failed

**7103**

UT authentication failed

**7014**

UT parse result failed

**8000**

At channel status clearing of srvc

## 10.3. +CMS ERROR ME Error code reporting

Code of CMS ERROR Meaning.

### General errors

<b>1</b>	unassigned (unallocated) number
<b>8</b>	operator determined barring
<b>21</b>	Short message transfer rejected
<b>27</b>	Destination out of service
<b>28</b>	Unidentified subscriber
<b>29</b>	Facility rejected
<b>30</b>	Unknown subscriber
<b>38</b>	Network out of order
<b>41</b>	Temporary failure
<b>42</b>	Congestion
<b>47</b>	Resources unavailable,unspecified
<b>50</b>	Requested facility not subscribed
<b>69</b>	Requested facility not implemented
<b>81</b>	Invalid short message transfer reference value
<b>95</b>	Invalid message, unspecified
<b>96</b>	Invalid mandatory information
<b>97</b>	Message type non-existent or not implemented

## General errors

**98**

Message not compatible with short message protocol state

**99**

Information element non-existent or not implemented

**111**

Protocol error, unspecified

**127**

Interworking, unspecified

**300**

ME failure

**301**

SMS ME reserved

**302**

operation not allowed

**303**

operation not supported

**304**

invalid PDU mode parameter

**305**

invalid text mode parameter

**310**

SIM not inserted

**311**

SIM pin necessary

**312**

PH SIM pin necessary

**313**

SIM failure

**314**

SIM busy

**315**

SIM wrong

**316**

SIM PUK required

**317**

SIM PIN2 required

**318**

## General errors

SIM PUK2 required

### 320

memory failure

### 321

invalid memory index

### 322

memory full

### 330

SMSC address unknown

### 331

no network

### 332

network timeout

### 340

no +CNMA acknowledgment expected

### 500

Unknown

### 512

SIM not ready

### 513

unread records on SIM

### 515

PS busy

### 516

Couldn't read SMS parameters from SIM

### 517

SM BL not ready

### 518

invalid parameter

### 519

ME temporary not available

### 528

Invalid (non-hex) chars in PDU

### 529

Incorrect PDU length

### 530

Invalid MTI